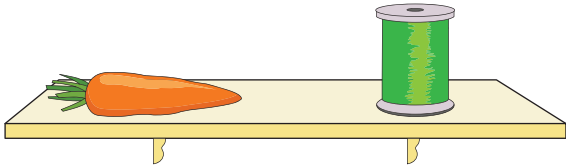


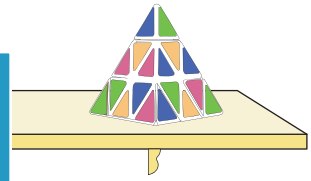
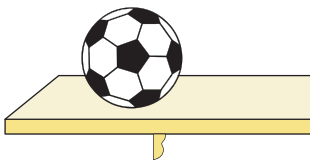
Name : _____

Beside

1) Check the image beside the object shaped like a sphere.



2) Check the image beside the object shaped like a cube.



PREVIEW

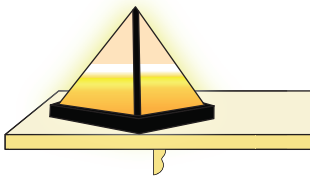

Gain complete access to the largest collection of worksheets in all subjects!

Members, please log in to download this worksheet.

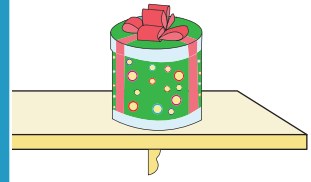

Not a member? Please sign up to gain complete access.

www.mathworksheets4kids.com


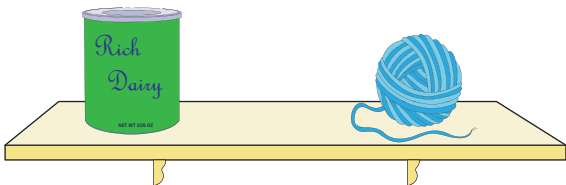
3) Check the image beside the object shaped like a prism.




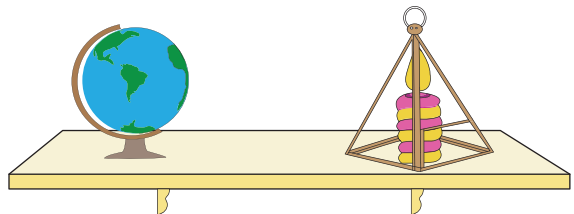
4) Check the image beside the object shaped like a sphere.



5) Check the image beside the object shaped like a cylinder.



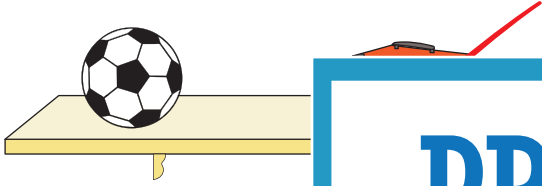
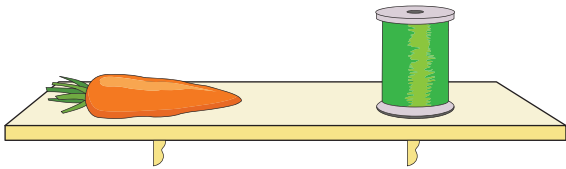
6) Check the image beside the object shaped like a pyramid.



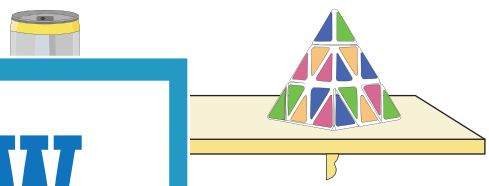
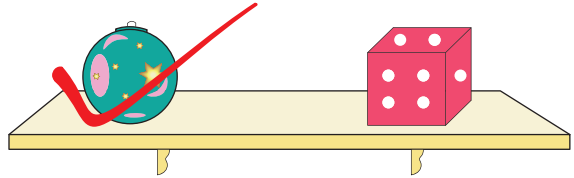
Name : _____

Beside

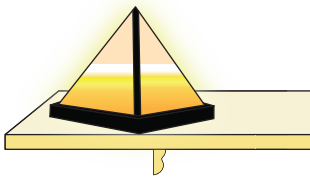
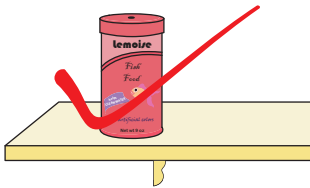
1) Check the image beside the object shaped like a sphere.



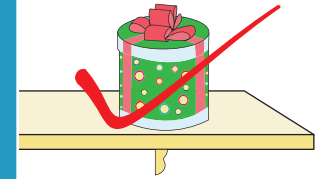

2) Check the image beside the object shaped like a cube.




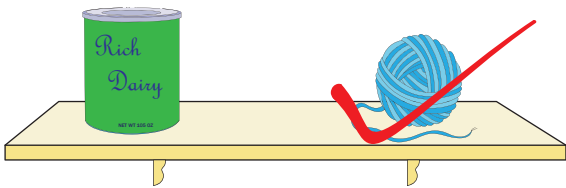
3) Check the image beside the object shaped like a prism.




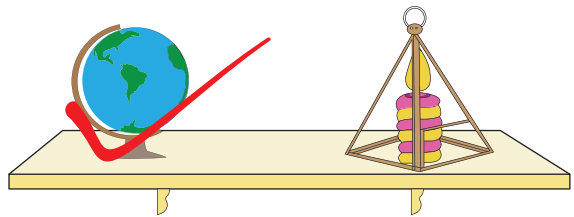
4) Check the image beside the object shaped like a sphere.



5) Check the image beside the object shaped like a cylinder.



6) Check the image beside the object shaped like a pyramid.



PREVIEW

Gain complete access to the largest collection of worksheets in all subjects!

Members, please log in to download this worksheet.

Not a member? Please sign up to gain complete access.

www.mathworksheets4kids.com