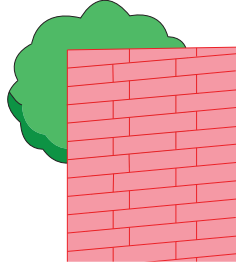



Name : \_\_\_\_\_

## Front and Behind

1) Circle the tree that is in front.



2) Circle the parrot that is behind.



3) Circle the goat that



# PREVIEW

Gain complete access to the largest collection of worksheets in all subjects!

Members, please log in to download this worksheet.



Not a member? Please sign up to gain complete access.

[www.mathworksheets4kids.com](http://www.mathworksheets4kids.com)

that is in front.



5) Circle the caterpillar





who is behind.



Name : \_\_\_\_\_

Front and Behind

1) Circle the tree that is in front.



2) Circle the parrot that is behind.



3) Circle the goat that



PREVIEW  
Gain complete access to the largest collection of worksheets in all subjects!

Members, please log in to download this worksheet.


Not a member? Please sign up to gain complete access.

[www.mathworksheets4kids.com](http://www.mathworksheets4kids.com)

that is in front.



5) Circle the caterpillar



who is behind.

