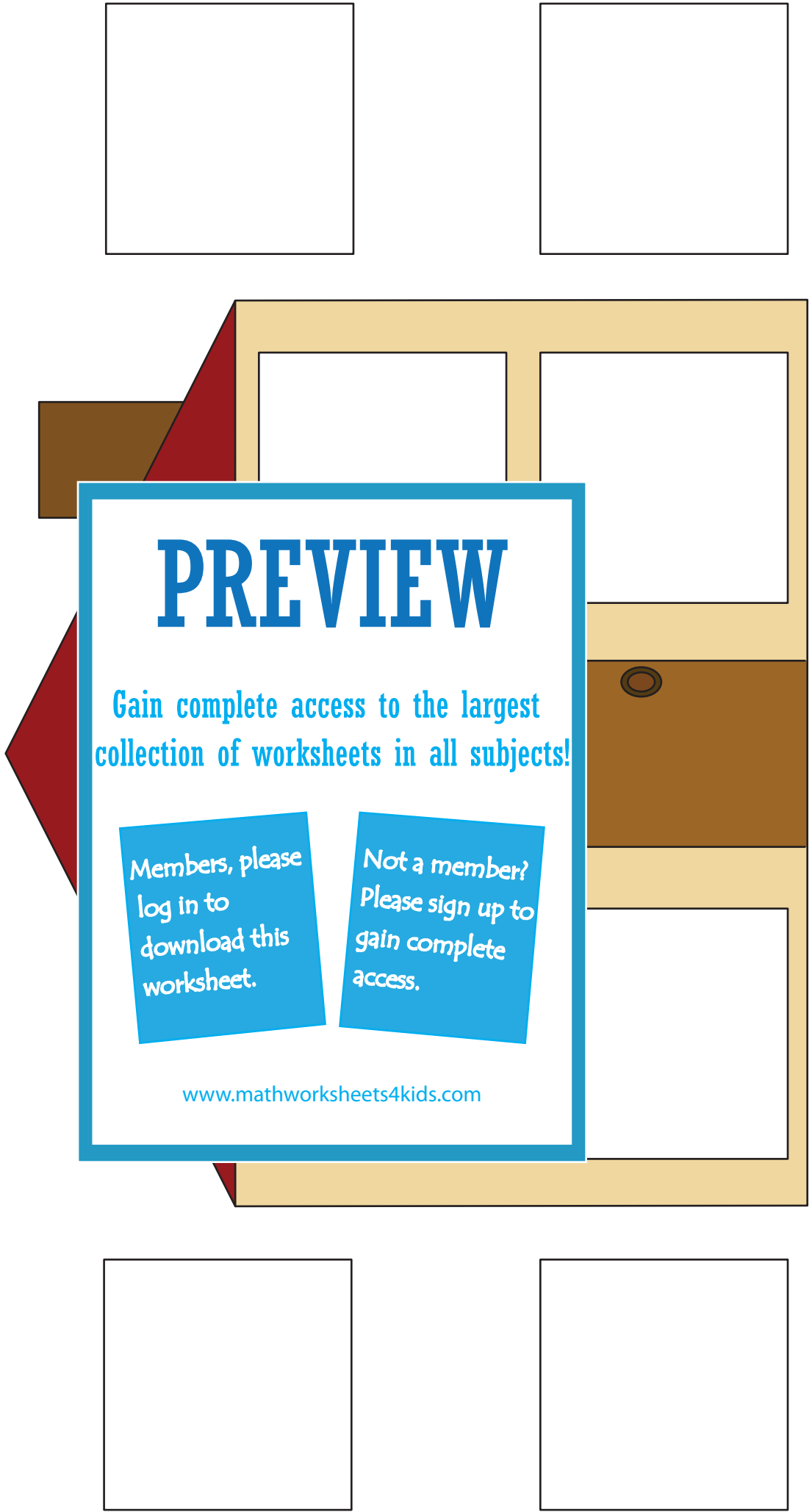


Name : \_\_\_\_\_

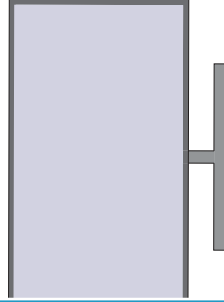

## Inside and Outside

Cut out the object cards and and glue them based on where they belong: inside or outside the house.



Name : \_\_\_\_\_

## Inside and Outside



# PREVIEW

Gain complete access to the largest collection of worksheets in all subjects!

Members, please log in to download this worksheet.

Not a member? Please sign up to gain complete access.

[www.mathworksheets4kids.com](http://www.mathworksheets4kids.com)

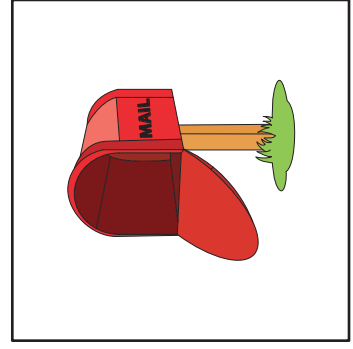

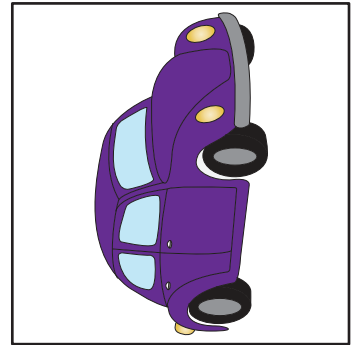



Name : \_\_\_\_\_

## Answer Key

### Inside and Outside

Cut out the object cards and glue them based on where they belong: inside or outside the house.



**PREVIEW**

Gain complete access to the largest collection of worksheets in all subjects!

Members, please log in to download this worksheet.

Not a member? Please sign up to gain complete access.

[www.mathworksheets4kids.com](http://www.mathworksheets4kids.com)

The house illustration shows a brown house with a red roof. A large blue-bordered box is overlaid on the house. Inside the house, a blue megaphone is visible in a window, and a pink tent is visible in another window. A grey door is on the right side of the house.