


Name : _____


Left, Right, and Middle

Sheet 1

1) Check the animal on the right.



2) Check the insect in the middle.



3) Check the bird on the left.



Gain complete access to the largest collection of worksheets in all subjects!

Members, please log in to download this worksheet.

Not a member? Please sign up to gain complete access.

www.mathworksheets4kids.com



4) Check the vehicle on the right.




5) Check the cartoon character on the left.




Name : _____

Left, Right, and Middle

1) Check the animal on the right.



2) Check the insect in the middle.



PREVIEW

Gain complete access to the largest collection of worksheets in all subjects!

Members, please log in to download this worksheet.

Not a member? Please sign up to gain complete access.

www.mathworksheets4kids.com



3) Check the bird on the left.



Gain complete access to the largest collection of worksheets in all subjects!



4) Check the vehicle on the right.



5) Check the cartoon character on the left.

