





Left, Right, and Middle

1) Check the fruit on the left.



2) Check the bird on the right.



3) Check the animal



Gain complete access to the largest collection of worksheets in all subjects!

Members, please log in to download this worksheet.

Not a member? Please sign up to gain complete access.



www.mathworksheets4kids.com



4) Check the shape






5) Check the insect in the middle.




Name : _____

Left, Right, and Middle


1) Check the fruit on the left.



2) Check the bird on the right.



3) Check the animal



Gain complete access to the largest collection of worksheets in all subjects!


Members, please log in to download this worksheet.

Not a member? Please sign up to gain complete access.

www.mathworksheets4kids.com



4) Check the shape



5) Check the insect in the middle.

