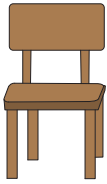


Left, Right, and Middle

1) Check the skirt in the middle.



2) Check the piece of furniture on the left.



3) Check the bird on the left.



Gain complete access to the largest collection of worksheets in all subjects!



Members, please log in to download this worksheet.

Not a member? Please sign up to gain complete access.

www.mathworksheets4kids.com



4) Check the vegetable on the left.



5) Check the animal on the right.

