

# Left and Right

Observe the position of the bunny in each picture, and check the appropriate option.

1)



left

right

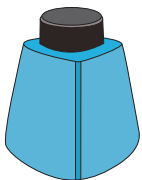
2)



left

right

3)



# PREVIEW

Gain complete access to the largest collection of worksheets in all subjects!

Members, please log in to download this worksheet.

Not a member? Please sign up to gain complete access.

[www.mathworksheets4kids.com](http://www.mathworksheets4kids.com)



left

right

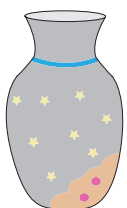
5)



left

right

7)



left

right

8)



left

right

# Left and Right

Observe the position of the bunny in each picture, and check the appropriate option.

1)



left

right

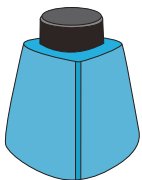
2)



left

right

3)



# PREVIEW

Gain complete access to the largest collection of worksheets in all subjects!

Members, please log in to download this worksheet.

Not a member? Please sign up to gain complete access.

[www.mathworksheets4kids.com](http://www.mathworksheets4kids.com)



left

right

5)



Members, please log in to download this worksheet.

Not a member? Please sign up to gain complete access.

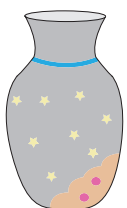
[www.mathworksheets4kids.com](http://www.mathworksheets4kids.com)



left

right

7)



left

right

8)



left

right