




Name : _____

Left and Right

1) Circle the bag on the left.




2) Circle the book on the right.




3) Circle the owl on the




on the left.



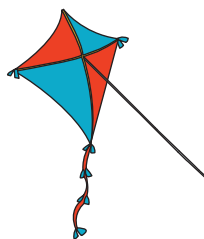
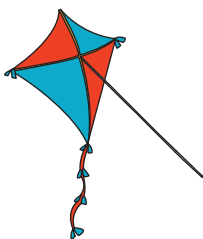
5) Circle the pen on the



on the right.



7) Circle the kite on the right.



8) Circle the tie on the left.



PREVIEW

Gain complete access to the largest collection of worksheets in all subjects!

Members, please log in to download this worksheet.

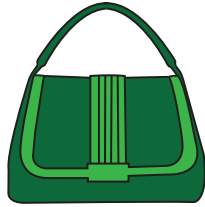
Not a member? Please sign up to gain complete access.

www.mathworksheets4kids.com



Name : _____

Left and Right

1) Circle the bag on the left.




2) Circle the book on the right.



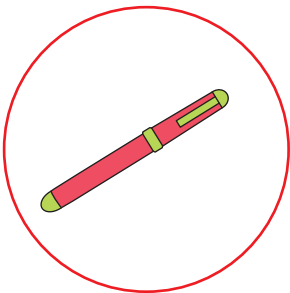
3) Circle the owl on the




on the left.



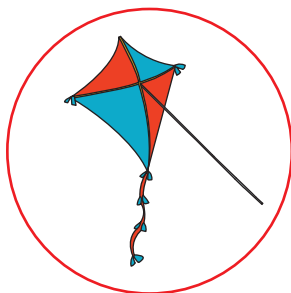
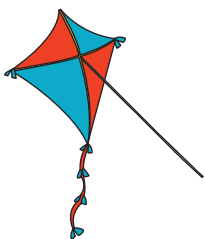
5) Circle the pen on the



on the right.



7) Circle the kite on the right.



8) Circle the tie on the left.



PREVIEW

Gain complete access to the largest collection of worksheets in all subjects!

Members, please log in to download this worksheet.

Not a member? Please sign up to gain complete access.

www.mathworksheets4kids.com