





Left and Right

1) Circle the clock on the right.



2) Circle the piggy bank on the left.



3) Circle the feather on the left.



4) Circle the hat on the right.



5) Circle the basket on the left.





6) Circle the penguin on the left.



7) Circle the cake on the left.



8) Circle the fish on the right.



PREVIEW

Gain complete access to the largest collection of worksheets in all subjects!

Members, please log in to download this worksheet.


Not a member? Please sign up to gain complete access.

www.mathworksheets4kids.com



Name : _____

Left and Right

1) Circle the clock on the right.



2) Circle the piggy bank on the left.




3) Circle the feather on the left.




4) Circle the hat on the right.



5) Circle the basket on the left.





6) Circle the penguin on the left.



7) Circle the cake on the left.



8) Circle the fish on the right.



PREVIEW

Gain complete access to the largest collection of worksheets in all subjects!

Members, please log in to download this worksheet.

Not a member? Please sign up to gain complete access.

www.mathworksheets4kids.com