


Name : _____

Left and Right

Sheet 3

- 1) Draw a hexagon on the left and a star on the right.



- 2) Draw a circle on the left and a square on the right.

PREVIEW

Gain complete access to the largest
collection of worksheets in all subjects!

Members, please
log in to
download this
worksheet.

Not a member?
Please sign up to
gain complete
access.

www.mathworksheets4kids.com

- 3) Draw a heart on the left and a triangle on the right.



- 4) Draw a rectangle on the left and an oval on the right.



Name : _____

Left and Right

1) Draw a hexagon on the left and a star on the right.



2) Draw a circle on the left and a triangle on the right.



PREVIEW

Gain complete access to the largest collection of worksheets in all subjects!

Members, please log in to download this worksheet.

Not a member? Please sign up to gain complete access.

www.mathworksheets4kids.com



3) Draw a heart on the left and a rectangle on the right.



4) Draw a rectangle on the left and an oval on the right.

