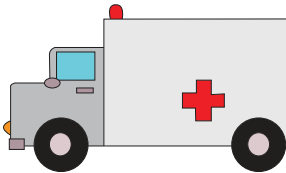



Name : _____

Facing Left & Facing Right

Sheet 1

Circle the images facing left and cross out the ones facing right.








PREVIEW

Gain complete access to the largest collection of worksheets in all subjects!

Members, please log in to download this worksheet.



Not a member? Please sign up to gain complete access.

www.mathworksheets4kids.com



Facing Left & Facing Right

Circle the images facing left and cross out the ones facing right.



PREVIEW

Gain complete access to the largest collection of worksheets in all subjects!

Members, please log in to download this worksheet.

Not a member? Please sign up to gain complete access.

www.mathworksheets4kids.com

