




Name : _____

Left, Right, and Middle

Sheet 1

Look at the objects, identify their positions, and answer the questions.


1)

 orange	 apple	 strawberry
---	--	---

Which fruit is on the left?

- strawberry
- orange
- apple

2)

 doctor	
--	--

PREVIEW

Gain complete access to the largest collection of worksheets in all subjects!

Members, please log in to download this worksheet.

Not a member? Please sign up to gain complete access.

www.mathworksheets4kids.com

Which profession is on the right?

- police officer
- doctor
- firefighter




3)

 camera	
---	--

Which gadget is in the middle?

- telephone
- watch
- camera

4)

 honeybee	 ant	 ladybug
---	--	--

Which insect is on the right?




- honeybee
- ant
- ladybug

Name : _____

Left, Right, and Middle

Look at the objects, identify their positions, and answer the questions.


1)

		
orange	apple	strawberry

Which fruit is on the left?

- strawberry
- orange
- apple

2)

	
doctor	

PREVIEW

Gain complete access to the largest collection of worksheets in all subjects!

Members, please log in to download this worksheet.

Not a member? Please sign up to gain complete access.

www.mathworksheets4kids.com

Which profession is on the right?

- police officer
- doctor
- firefighter




3)

	
camera	

Which gadget is in the middle?

- telephone
- watch
- camera

4)

		
honeybee	ant	ladybug

Which insect is on the right?

- honeybee
- ant
- ladybug