




Name : _____

Left, Right, and Middle

Sheet 2

Look at the objects, identify their positions, and answer the questions.


1)

 turkey	 owl	 penguin
---	--	--

Which bird is in the middle?

- penguin
- turkey
- owl

2)

 broccoli	
--	--


Which vegetable is on the left?

broccoli

potato

carrot

3)

 Susan	
--	--

Who is on the right?

Mary

Ann

Susan

PREVIEW




Gain complete access to the largest collection of worksheets in all subjects!

Members, please log in to download this worksheet.

Not a member? Please sign up to gain complete access.

www.mathworksheets4kids.com

4)

 lemon	 watermelon	 pineapple
--	---	--

Which fruit is in the middle?




- watermelon
- lemon
- pineapple

Name : _____

Left, Right, and Middle

Look at the objects, identify their positions, and answer the questions.

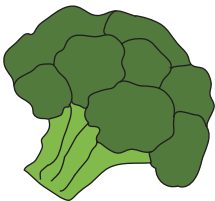
1)

		
turkey	owl	penguin

Which bird is in the middle?

- penguin
- turkey
- owl

2)

	
broccoli	


Which vegetable is on the left?

broccoli

potato

carrot

3)

	
Susan	

Who is on the right?

Mary

Ann

Susan

PREVIEW




Gain complete access to the largest collection of worksheets in all subjects!

Members, please log in to download this worksheet.

Not a member? Please sign up to gain complete access.

www.mathworksheets4kids.com

4)

		
lemon	watermelon	pineapple

Which fruit is in the middle?

- watermelon
- lemon
- pineapple