




Name : _____

Left, Right, and Middle


Look at the objects, identify their positions, and answer the questions.

1)

 nurse	 teacher	 traffic police
--	--	---

- Who is on the right?
- traffic police
 - teacher
 - nurse

2)

 tiger	
---	--

PREVIEW

Gain complete access to the largest collection of worksheets in all subjects!


Members, please log in to download this worksheet.

Not a member? Please sign up to gain complete access.


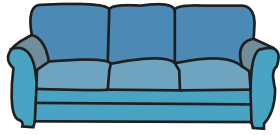

www.mathworksheets4kids.com

- Which animal is in the middle?
- tiger
 - lion
 - cheetah
- Which flower is on the left?
- rose
 - tulip
 - daisy

3)

 daisy	
--	--

4)

 chair	 couch	 table
--	--	--




- Which piece of furniture is on the left?
- table
 - chair
 - couch

Name : _____

Left, Right, and Middle

Look at the objects, identify their positions, and answer the questions.


1)

 nurse	 teacher	 traffic police
--	--	---

Who is on the right?

- traffic police
- teacher
- nurse

2)

 tiger	
---	--


Which animal is in the middle?

tiger

lion

cheetah

3)

 daisy	
--	--

Which flower is on the left?

rose

lily

daisy

PREVIEW


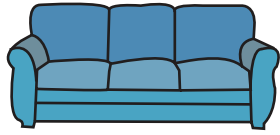

Gain complete access to the largest collection of worksheets in all subjects!

Members, please log in to download this worksheet.

Not a member? Please sign up to gain complete access.

www.mathworksheets4kids.com

4)

 chair	 couch	 table
--	--	--

Which piece of furniture is on the left?

- table
- chair
- couch