


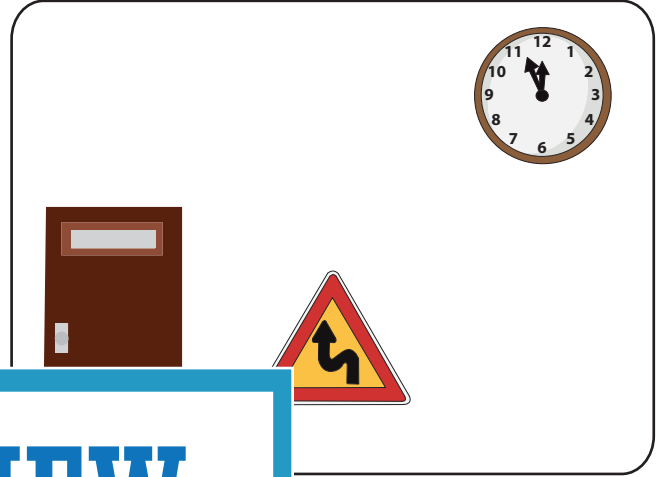
Name : _____

Near and Far


1) Check the image that is near the object shaped like a square.




2) Check the image that is far from the object shaped like a rectangle.



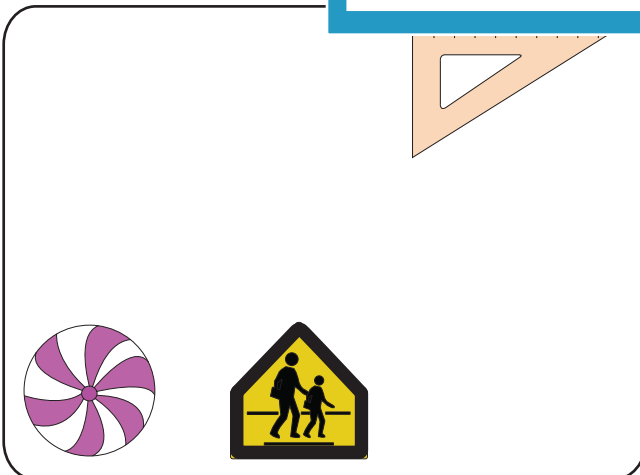
3) Check the image that is near the object shaped like a square.



4) Check the image that is near the object shaped like a star.



5) Check the image that is far from the object shaped like a triangle.



6) Check the image that is far from the object shaped like an oval.



PREVIEW

Gain complete access to the largest collection of worksheets in all subjects!

Members, please log in to download this worksheet.

Not a member? Please sign up to gain complete access.

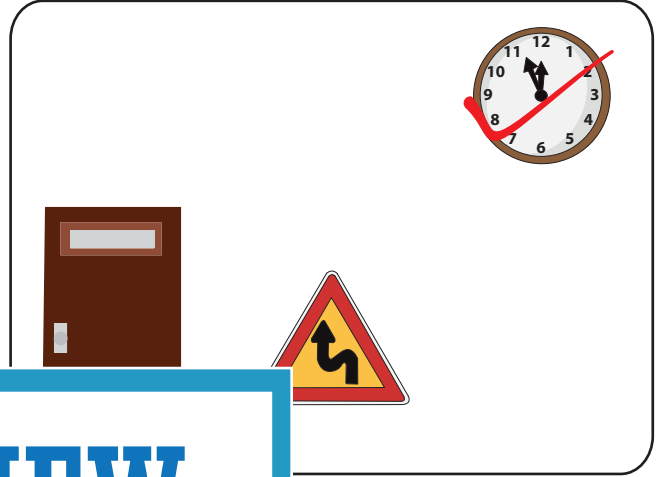
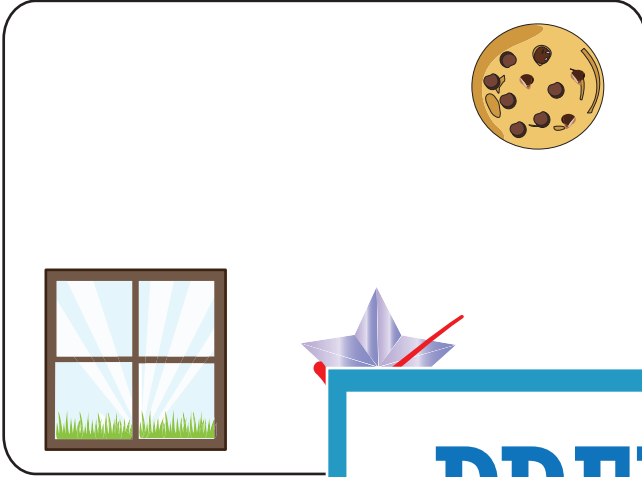
www.mathworksheets4kids.com

Name: _____

Near and Far



1) Check the image that is near the object shaped like a square.

2) Check the image that is far from the object shaped like a rectangle.



3) Check the image that is near the object shaped like a square.

4) Check the image that is near the object shaped like a star.



PREVIEW

Gain complete access to the largest collection of worksheets in all subjects!

Members, please log in to download this worksheet.

Not a member? Please sign up to gain complete access.

www.mathworksheets4kids.com

5) Check the image that is far from the object shaped like a triangle.

6) Check the image that is far from the object shaped like an oval.

