


Name : \_\_\_\_\_

## Near and Far

Closely observe the pair of images in each set. Write "near" if the objects in it are close to each other and "far" if they are away from each other.

1)



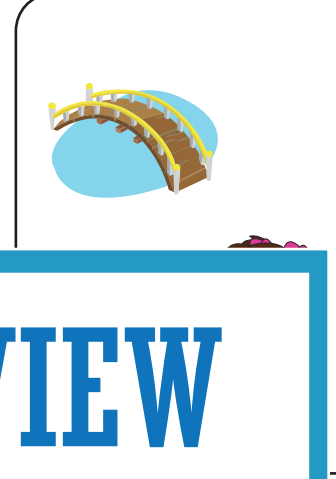
\_\_\_\_\_

.....

\_\_\_\_\_



2)



\_\_\_\_\_

.....

\_\_\_\_\_



\_\_\_\_\_

.....

\_\_\_\_\_

# PREVIEW


Gain complete access to the largest collection of worksheets in all subjects!

Members, please log in to download this worksheet.

Not a member? Please sign up to gain complete access.

[www.mathworksheets4kids.com](http://www.mathworksheets4kids.com)

3)



\_\_\_\_\_

.....

\_\_\_\_\_



\_\_\_\_\_

.....


\_\_\_\_\_



\_\_\_\_\_

.....

\_\_\_\_\_



\_\_\_\_\_

.....



\_\_\_\_\_

Name : \_\_\_\_\_

Near and Far



Closely observe the pair of images in each set. Write "near" if the objects in it are close to each other and "far" if they are away from each other.

1)



near

2)



near

PREVIEW


Gain complete access to the largest collection of worksheets in all subjects!

Members, please log in to download this worksheet.

Not a member? Please sign up to gain complete access.


www.mathworksheets4kids.com

3)



far

near



near

far