

Name : _____

Over and Under

Observe the image and complete each pair of sentences appropriately with *over* or *under*.

1)



The bird is flying _____ the car.



The ball is _____ the car.

2)



_____ the table.

_____ the table.

PREVIEW

Gain complete access to the largest collection of worksheets in all subjects!

Members, please log in to download this worksheet.

Not a member? Please sign up to gain complete access.

www.mathworksheets4kids.com

3)




_____ the cloud.



_____ the cloud.



4)



_____ the chair.



_____ the chair.

5)



The ladybug is flying _____ the bench.



The leaf is _____ the bench.

Name : _____


Over and Under

Observe the image and complete each pair of sentences appropriately with *over* or *under*.

1)



The bird is flying over the car.



The ball is under the car.

2)



_____ the table.

_____ the table.

PREVIEW

Gain complete access to the largest collection of worksheets in all subjects!

Members, please log in to download this worksheet.

Not a member? Please sign up to gain complete access.

www.mathworksheets4kids.com

3)




_____ the cloud.



_____ the cloud.



4)



_____ the chair.



_____ the chair.

5)



The ladybug is flying over the bench.



The leaf is under the bench.