



Name : \_\_\_\_\_

# Top, Middle, and Bottom

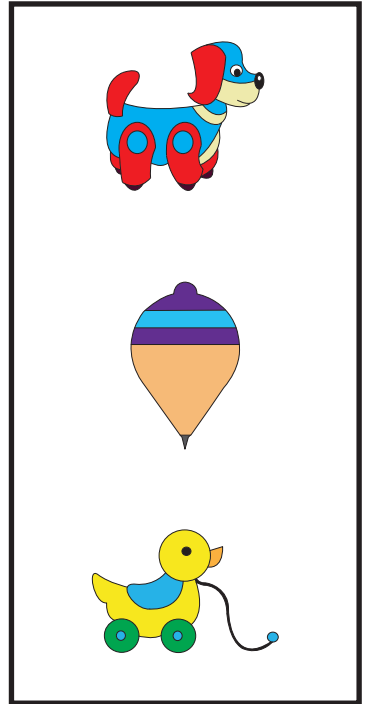
1) Circle the animal at the top.



2) Circle the vegetable at the bottom.




3) Circle the toy in the middle.



4) Circle the bag at the bottom.



Circle the sea animal at the bottom.



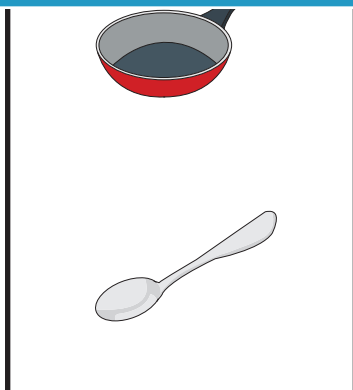
**PREVIEW**

Gain complete access to the largest collection of worksheets in all subjects!

Members, please log in to download this worksheet.

Not a member? Please sign up to gain complete access.


[www.mathworksheets4kids.com](http://www.mathworksheets4kids.com)




Name : \_\_\_\_\_

Top, Middle, and Bottom

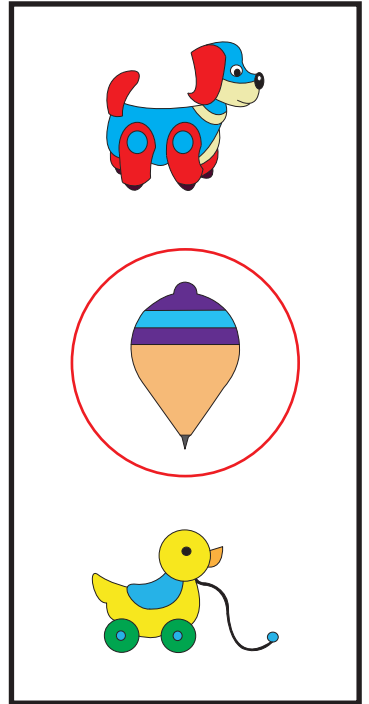
1) Circle the animal at the top.



2) Circle the vegetable at the bottom.




3) Circle the toy in the middle.



4) Circle the bag at the bottom.



Circle the sea animal at the bottom.



**PREVIEW**

Gain complete access to the largest collection of worksheets in all subjects!

Members, please log in to download this worksheet.

Not a member? Please sign up to gain complete access.

[www.mathworksheets4kids.com](http://www.mathworksheets4kids.com)