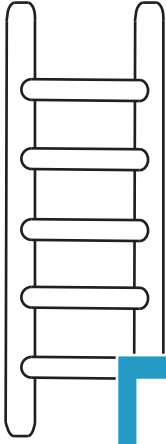


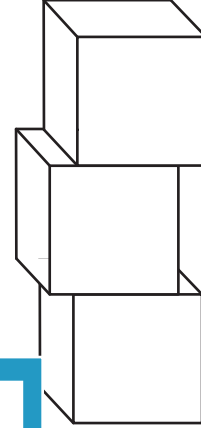
Name: \_\_\_\_\_

## Top and Bottom


1) Color the rung that is at the bottom.




2) Color the block that is at the top.




3) Color the sign that is at the bottom.



4) Color the sign that is at the bottom.



5) Color the ring that is at the bottom.



6) Color the ice cream scoop that is at the top.



# PREVIEW

Gain complete access to the largest collection of worksheets in all subjects!

Members, please log in to download this worksheet.

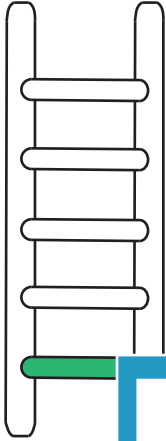
Not a member? Please sign up to gain complete access.

[www.mathworksheets4kids.com](http://www.mathworksheets4kids.com)

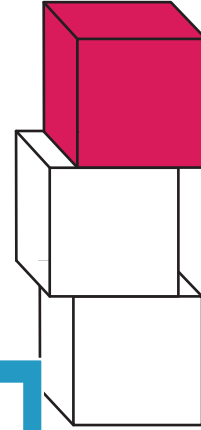
Name: \_\_\_\_\_

**Top and Bottom**

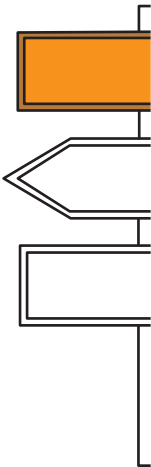
1) Color the rung that is at the bottom.




2) Color the block that is at the top.



3) Color the sign that is at the bottom.



4) Color the sign that is at the bottom.



**PREVIEW**

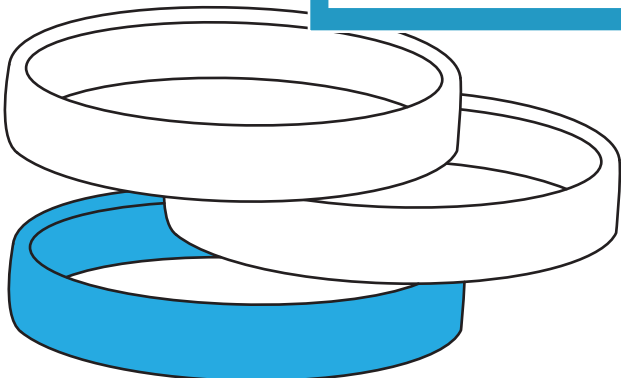
Gain complete access to the largest collection of worksheets in all subjects!

Members, please log in to download this worksheet.

Not a member? Please sign up to gain complete access.

[www.mathworksheets4kids.com](http://www.mathworksheets4kids.com)

5) Color the ring that is at the bottom.



6) Color the ice cream scoop that is at the top.

