


Name : _____

Top and Bottom

Observe each image, and circle *top* or *bottom* as relevant.

1)



The rabbit is at the **top** / **bottom** of the tree.

2)

The cat is at the



PREVIEW


Gain complete access to the largest collection of worksheets in all subjects!

Members, please log in to download this worksheet.

Not a member? Please sign up to gain complete access.

www.mathworksheets4kids.com


3)




the lighthouse.

4)

The parrot is a



5)




The child is at the **top** / **bottom** of the slide.

Name: _____

Top and Bottom

Observe each image, and circle *top* or *bottom* as relevant.

1)



The rabbit is at the **top** / **bottom** of the tree.

2)

The cat is at the



PREVIEW

Gain complete access to the largest collection of worksheets in all subjects!


Members, please log in to download this worksheet.

Not a member? Please sign up to gain complete access.

www.mathworksheets4kids.com


the lighthouse.

3)




4)

The parrot is a



5)



The child is at the **top** / **bottom** of the slide.