

Name : _____

Top and Bottom

Cut out the images. Read the instructions and glue them in the correct positions.

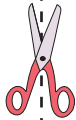
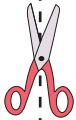


- 1) Paste the duck at the top, the pigeon in the middle, and the eagle at the bottom.
- 2) Paste the bat at the top, the ball in the middle, and the bowling pin at the bottom.
- 3) Paste the apple at the top, the pineapple in the middle, and the orange at the bottom.
- 4) Paste the sharpener at the top, the crayon in the middle, and the eraser at the bottom.
- 5) Paste the cheetah at the top, the tiger in the middle, and the lion at the bottom.

Name : _____

Top and Bottom

Cut out the images. Read the instructions and glue them in the correct positions.



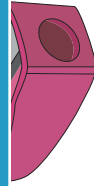
PREVIEW

Gain complete access to the largest collection of worksheets in all subjects!

Members, please log in to download this worksheet.

Not a member? Please sign up to gain complete access.

www.mathworksheets4kids.com

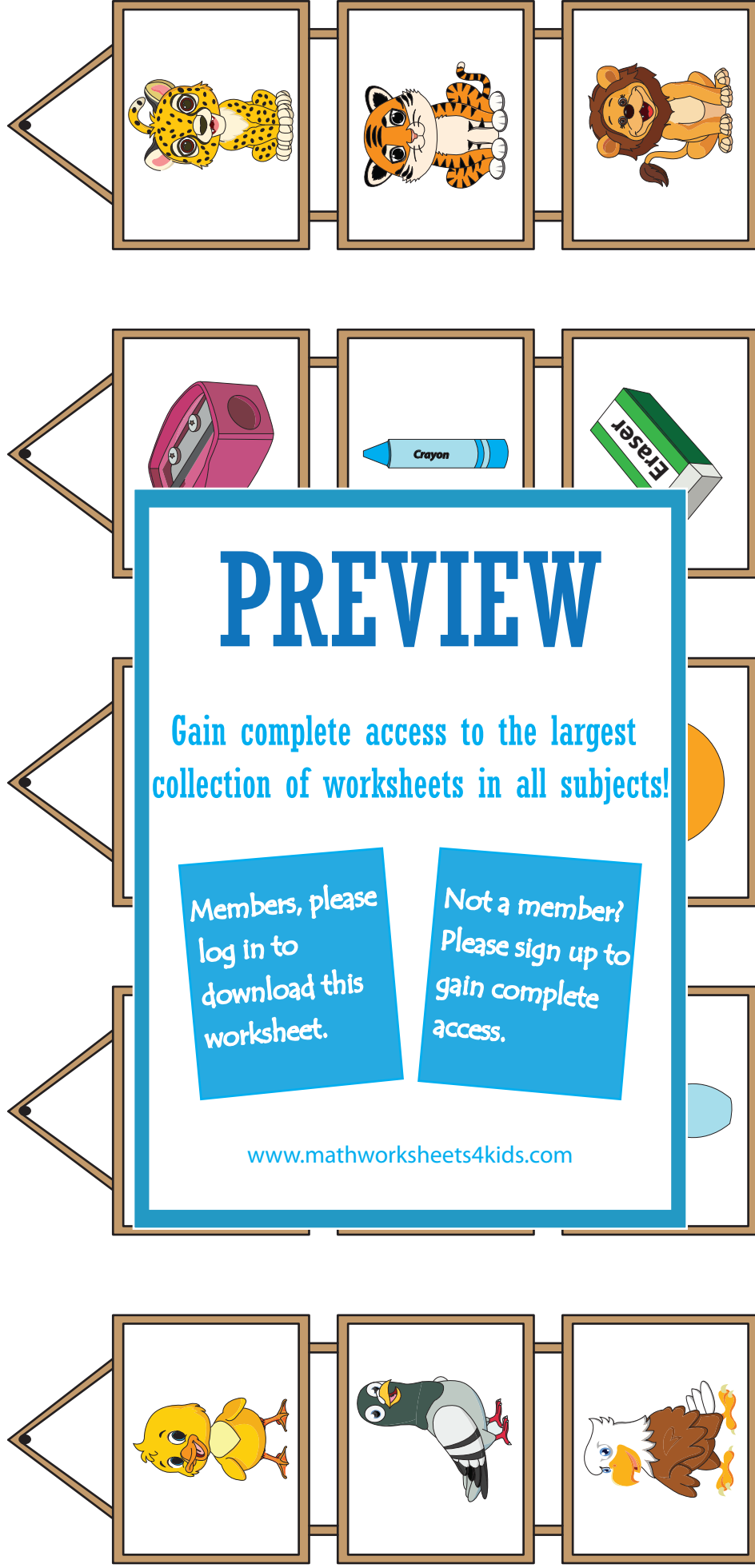


Name : _____

Answer Key

Top and Bottom

Cut out the images. Read the instructions and glue them in the correct positions.



- 1) Paste the duck at the top, the pigeon in the middle, and the eagle at the bottom.
- 2) Paste the bat at the top, the ball in the middle, and the bowling pin at the bottom.
- 3) Paste the apple at the top, the pineapple in the middle, and the orange at the bottom.
- 4) Paste the sharpener at the top, the crayon in the middle, and the eraser at the bottom.
- 5) Paste the cheetah at the top, the tiger in the middle, and the lion at the bottom.