


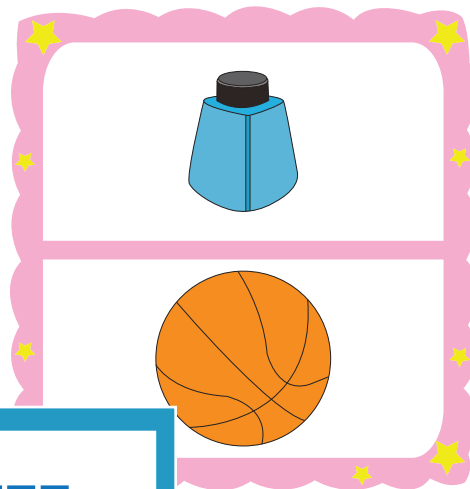
Name: \_\_\_\_\_

## Top and Bottom

1) Check the image at the top.



2) Check the image at the bottom.



3) Check the image



# PREVIEW


Gain complete access to the largest collection of worksheets in all subjects!

Members, please log in to download this worksheet.

Not a member? Please sign up to gain complete access.

[www.mathworksheets4kids.com](http://www.mathworksheets4kids.com)


image at the top.



5) Check the image



image at the bottom.



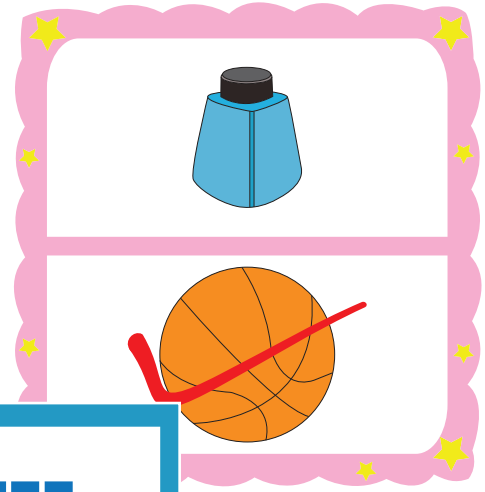

Name: \_\_\_\_\_

# Answer Key

## Top and Bottom


1) Check the image at the top.

2) Check the image at the bottom.





3) Check the image

image at the top.



5) Check the image

image at the bottom.



# PREVIEW

Gain complete access to the largest collection of worksheets in all subjects!

Members, please log in to download this worksheet.

Not a member? Please sign up to gain complete access.

[www.mathworksheets4kids.com](http://www.mathworksheets4kids.com)