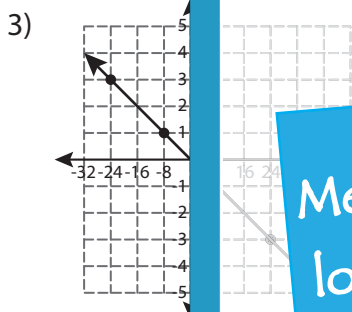
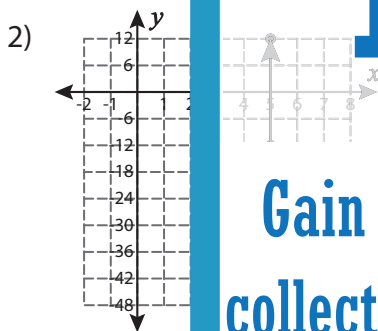
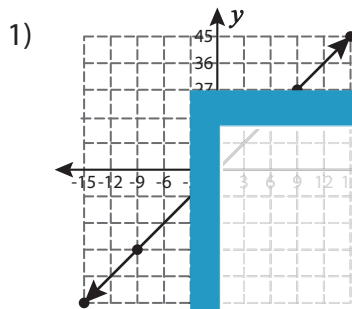


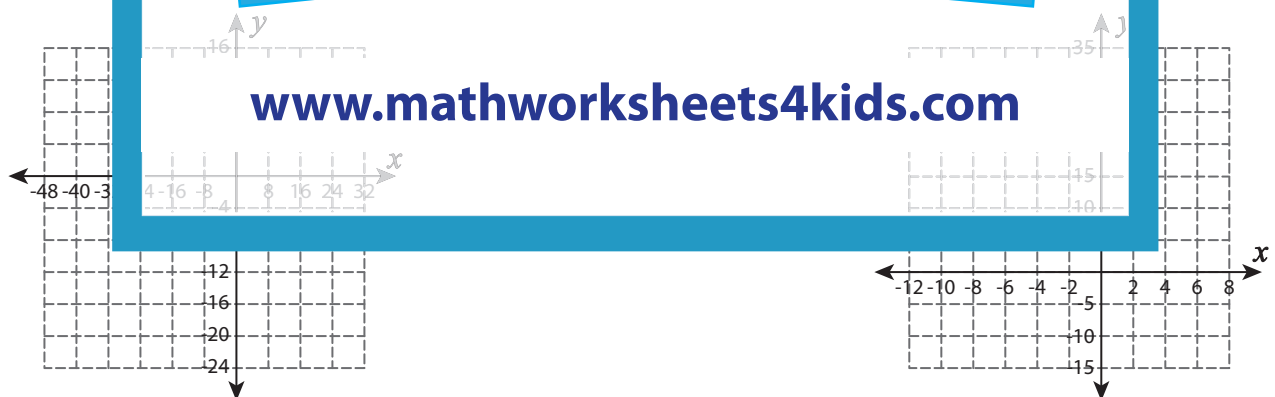
A) Check whether the coordinates of the points on the graph represents a proportional relationship. Justify your answer.



B) Use the graph to find the value of x in a proportional relationship.

1)

x	-4	-32	5	-2	2	4
y	-12	-8	5	25	25	25



PREVIEW

Gain complete access to the largest collection of worksheets in all subjects!

Members, please log in to download this worksheet.

Not a member? Please sign up to gain complete access.

www.mathworksheets4kids.com