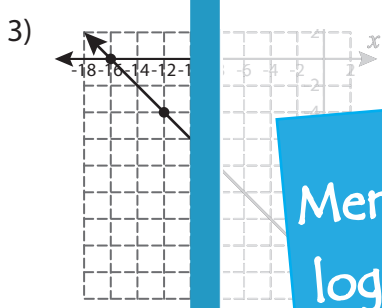
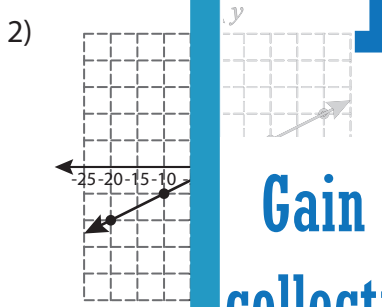
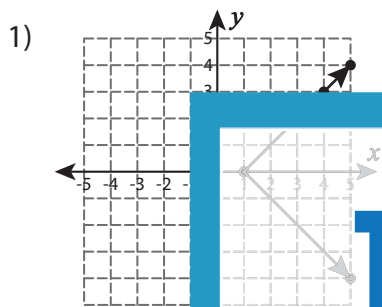


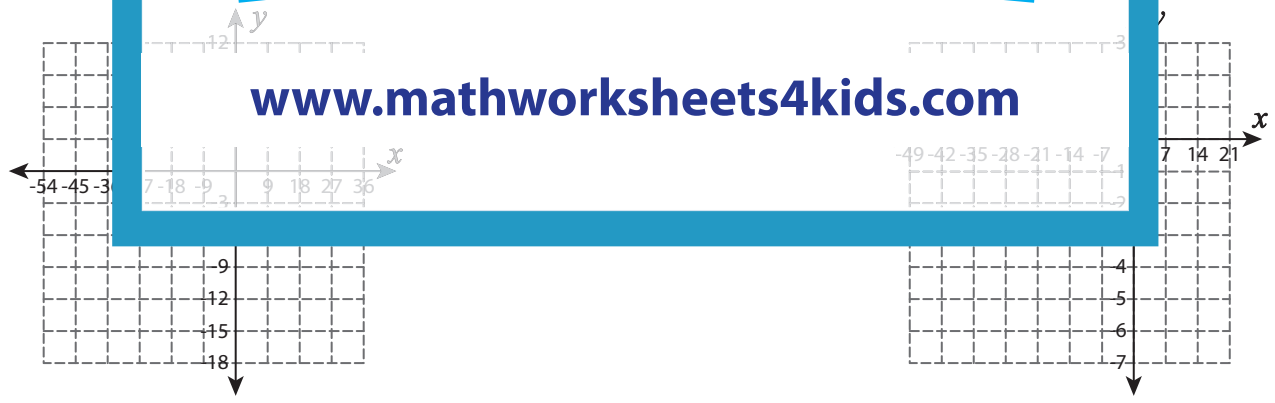
A) Check whether the coordinates of the points on the graph represents a proportional relationship. Justify your answer.



B) Use the graph to find the equation of the line in slope-intercept form.

1)

$x$	-2	-18	8	-14	0	21
$y$	-18	-12	4	-4	-4	-7



**PREVIEW**

Gain complete access to the largest collection of worksheets in all subjects!

Members, please log in to download this worksheet.

Not a member? Please sign up to gain complete access.

[www.mathworksheets4kids.com](http://www.mathworksheets4kids.com)