

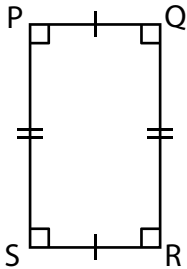
Name : _____

L3T1S2

Area – Quadrilateral

Find the area of each quadrilateral.

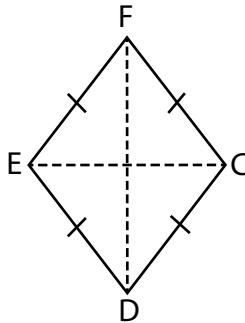
1)



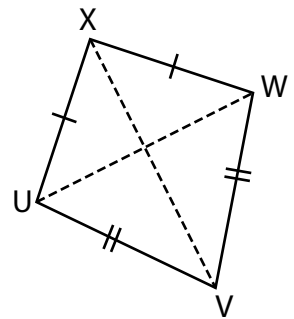
$PQ = 7 \text{ in} ; QR = 10 \text{ in}$

Area = _____

2)



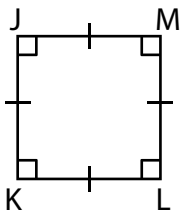
3)



$VX = 19 \text{ yd} ; UW = 16 \text{ yd}$

Area = _____

4)



$KL = 13 \text{ ft}$

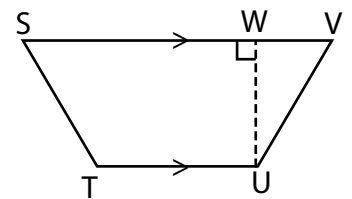
Area = _____

Gain complete access to the largest collection of worksheets in all subjects!

Members, please log in to download this worksheet.

Not a member? Please sign up to gain complete access.

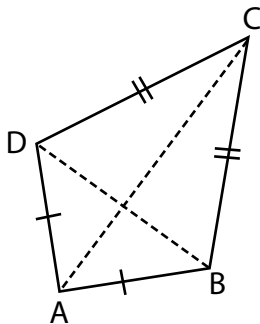
www.mathworksheets4kids.com



$SV = 12 \text{ in} ; TU = 6 \text{ in} ; UW = 5 \text{ in}$

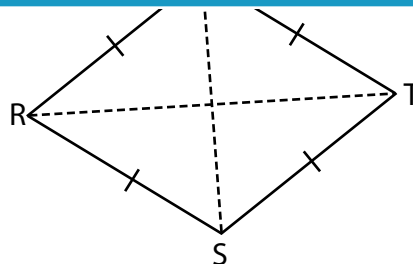
Area = _____

7)



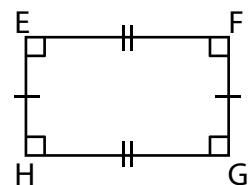
$AC = 18 \text{ yd} ; DB = 9 \text{ yd}$

Area = _____



$RT = 32 \text{ in} ; SQ = 25 \text{ in}$

Area = _____



$GH = 20 \text{ ft} ; FG = 14 \text{ ft}$

Area = _____

Name : _____

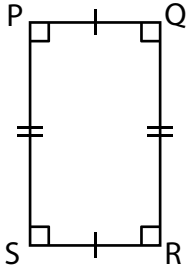
Answer key

Area – Quadrilateral

L3T1S2

Find the area of each quadrilateral.

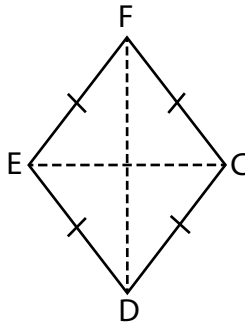
1)



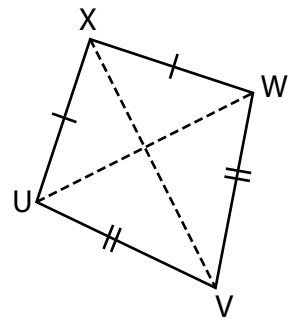
PQ = 7 in ; QR = 10 in

Area = 70 in²

2)



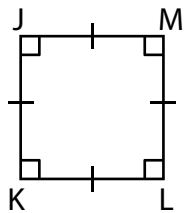
3)



VX = 19 yd ; UW = 16 yd

Area = 152 yd²

4)



KL = 13 ft

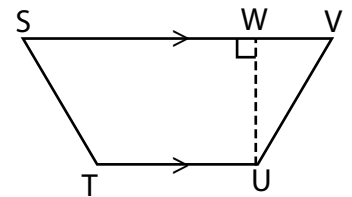
Area = 169 ft²

Gain complete access to the largest collection of worksheets in all subjects!

Members, please log in to download this worksheet.

Not a member? Please sign up to gain complete access.

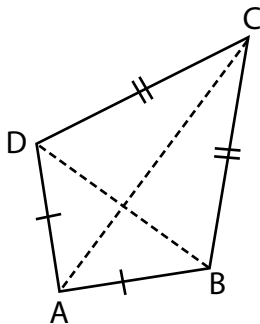
www.mathworksheets4kids.com



SV = 12 in ; TU = 6 in ; UW = 5 in

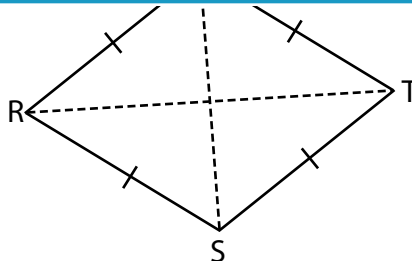
Area = 45 in²

7)



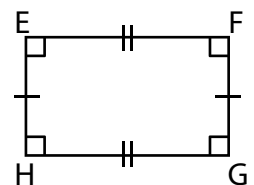
AC = 18 yd ; DB = 9 yd

Area = 81 yd²



RT = 32 in ; SQ = 25 in

Area = 400 in²



GH = 20 ft ; FG = 14 ft

Area = 280 ft²