Name : _____

ES1

Parallelogram - Area

Find the area of each parallelogram.

1)

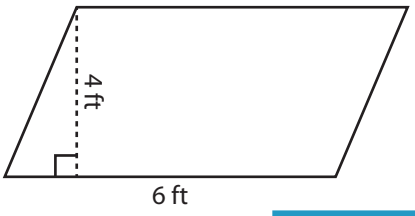

Area = _____

2)

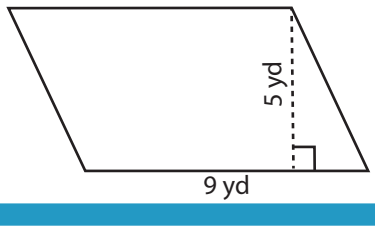

3)

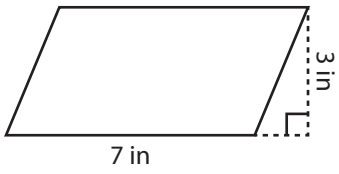

Area = _____

4)

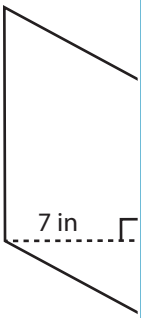

Area = _____

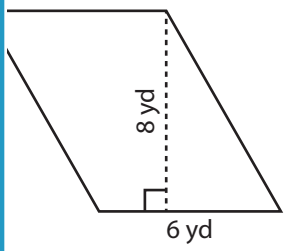

Area = _____

PREVIEW

Access the largest collection of worksheets for just $19.95 per year!

Members, please log in to download this worksheet.

Log in

Not a member? Please sign up to gain complete access.

Sign up

www.mathworksheets4kids.com

7)

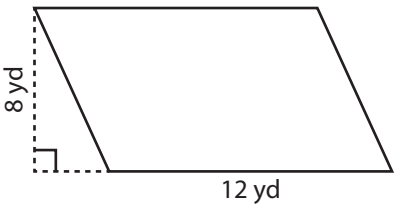

Area = _____

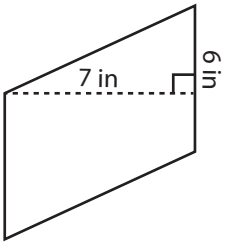

Area = _____

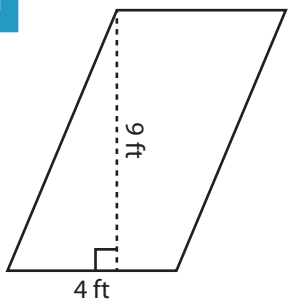

Area = _____

Name : _____

Answer key

ES1

Parallelogram - Area

Find the area of each parallelogram.

1)

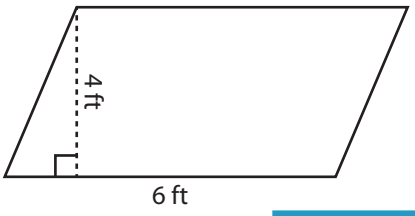

Area = **24 ft**

2)

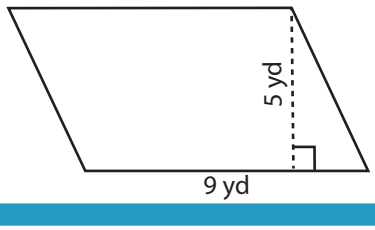

3)

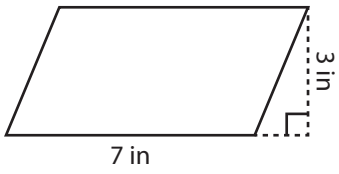

rea = **21 in²**

4)

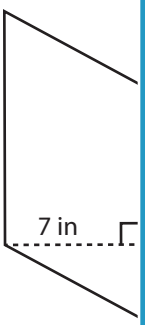

Area = **63 in**

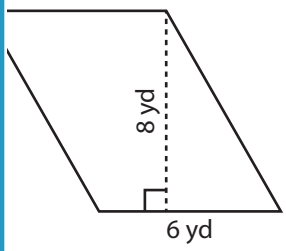

rea = **48 yd²**

7)

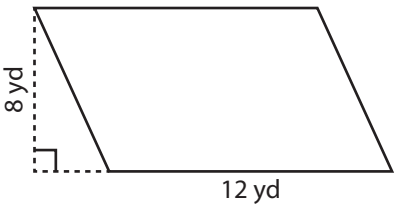

Area = **96 yd²**

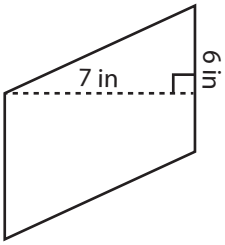

Area = **42 in²**

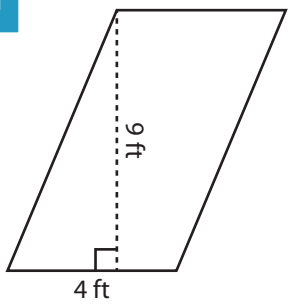

Area = **36 ft²**

PREVIEW

Access the largest collection of worksheets for just $19.95 per year!

Members, please log in to download this worksheet.

Log in

Not a member? Please sign up to gain complete access.

Sign up

www.mathworksheets4kids.com

Name : _____

ES2

Parallelogram - Area

Find the area of each parallelogram.

1)

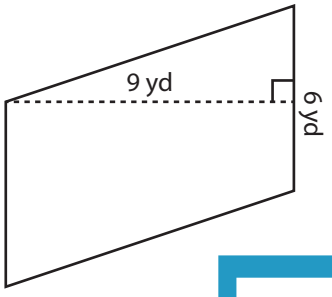

Area = _____

2)

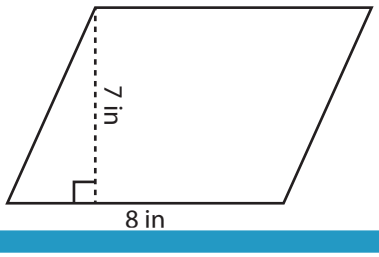

3)

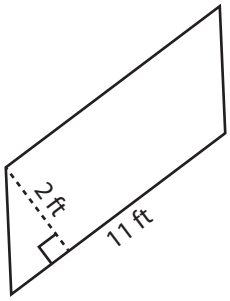

Area = _____

PREVIEW

Access the largest collection of worksheets for just $19.95 per year!

Members, please log in to download this worksheet.

Log in

Not a member? Please sign up to gain complete access.

Sign up

www.mathworksheets4kids.com

4)

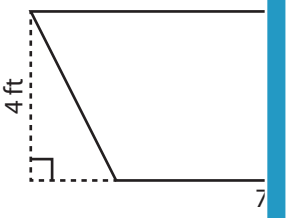

Area = _____

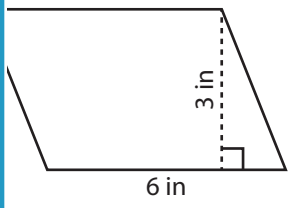

Area = _____

7)

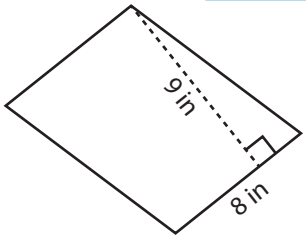

Area = _____

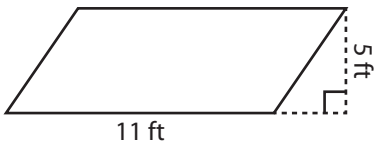

Area = _____

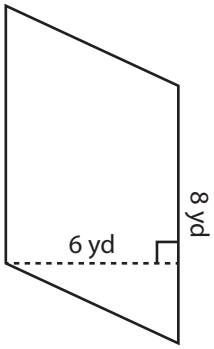

Area = _____

Name : _____

Answer key

ES2

Parallelogram - Area

Find the area of each parallelogram.

1)

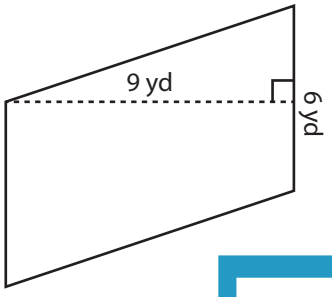

Area = **54 yd**

2)

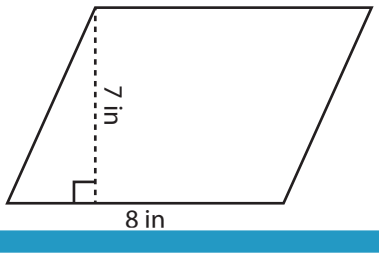

3)

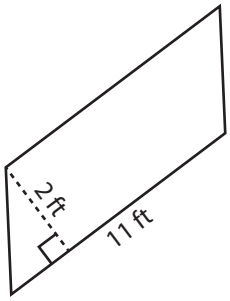

rea = **22 ft²**

4)

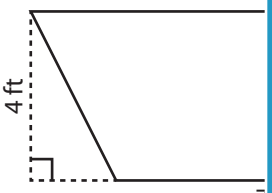

Area = **28 ft**

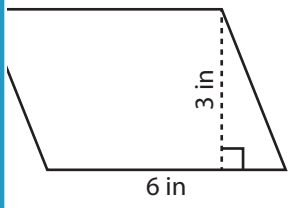

rea = **18 in²**

PREVIEW

Access the largest collection of worksheets for just $19.95 per year!

Members, please log in to download this worksheet.

Log in

Not a member? Please sign up to gain complete access.

Sign up

www.mathworksheets4kids.com

7)

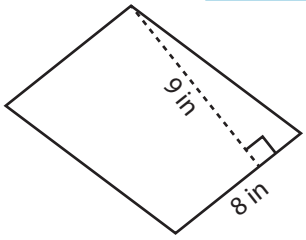

Area = **72 in²**

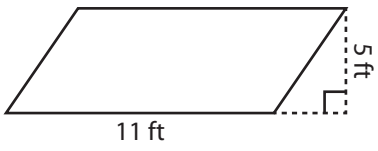

Area = **55 ft²**

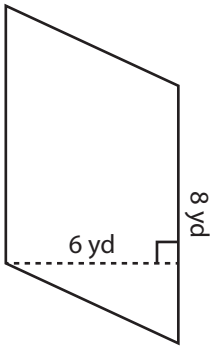

Area = **48 yd²**

Name : _____

ES3

Parallelogram - Area

Find the area of each parallelogram.

1)

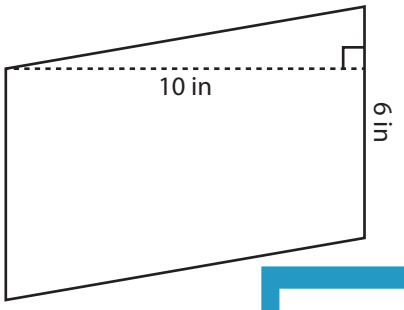

Area = _____

2)

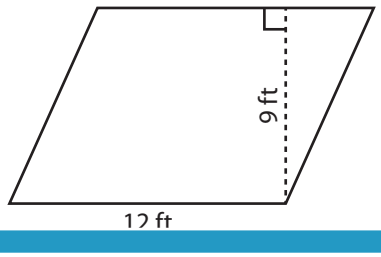

3)

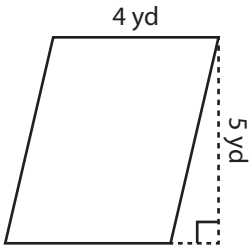

Area = _____

4)

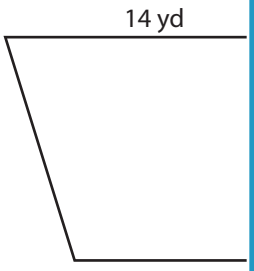

Area = _____

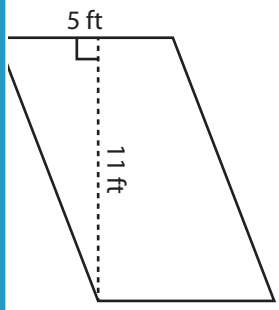

Area = _____

7)

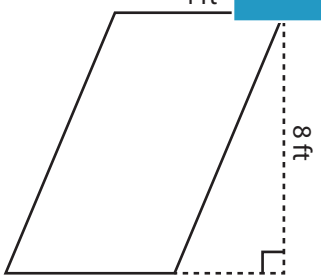

Area = _____

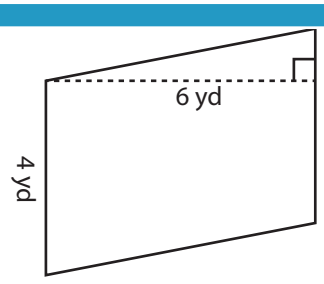

Area = _____

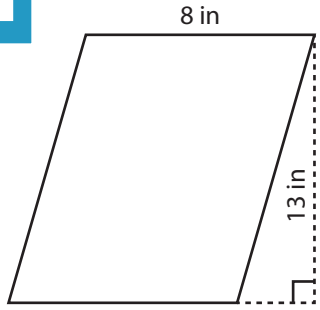

Area = _____

PREVIEW

Access the largest collection of worksheets for just $19.95 per year!

Members, please log in to download this worksheet.

Log in

Not a member? Please sign up to gain complete access.

Sign up

www.mathworksheets4kids.com

Name : _____

Answer key

ES3

Parallelogram - Area

Find the area of each parallelogram.

1)

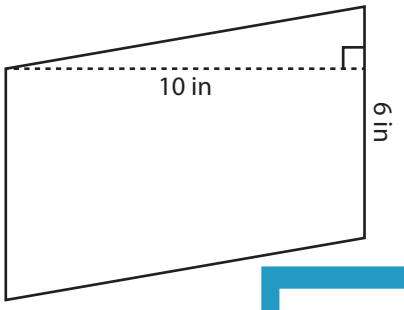

Area = **60 in**

2)

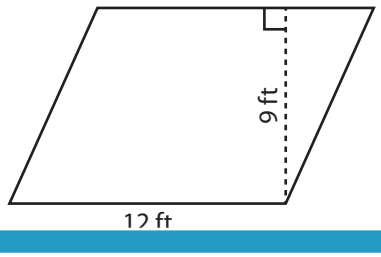

3)

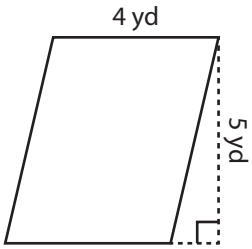

rea = **20 yd²**

4)

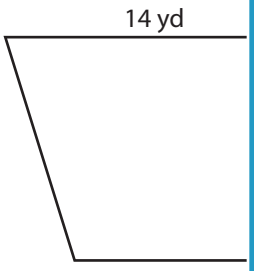

Area = **126 y**

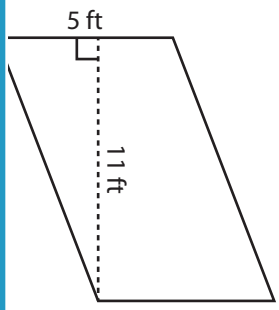

rea = **55 ft²**

7)

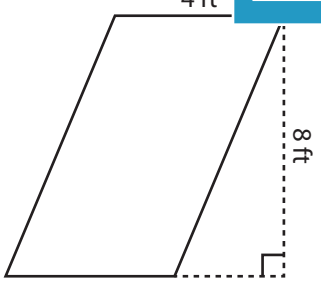

Area = **32 ft²**

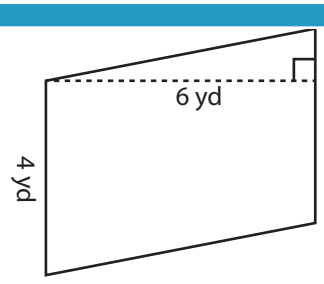

Area = **24 yd²**

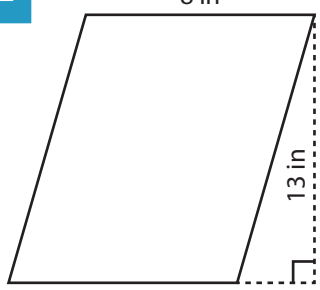

Area = **104 in²**

PREVIEW

Access the largest collection of worksheets for just $19.95 per year!

Members, please log in to download this worksheet.

Log in

Not a member? Please sign up to gain complete access.

Sign up

www.mathworksheets4kids.com

Name : _____

MS1

Parallelogram - Area

Find the area of each parallelogram.

1)

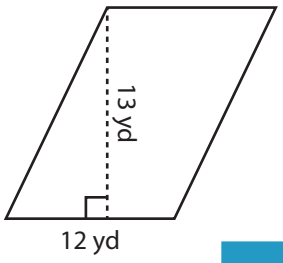

Area =

2)

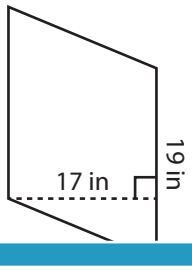

3)

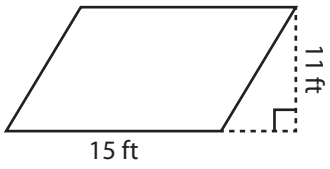

rea =

4)

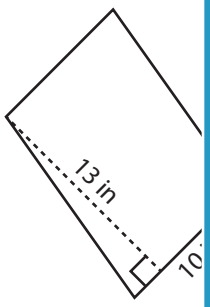

Area =

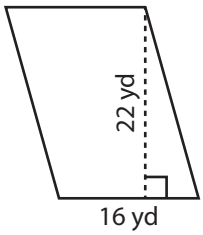

rea =

7)

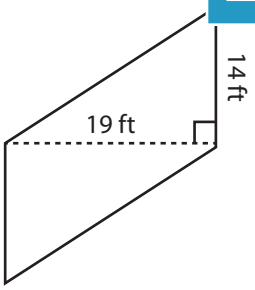

Area =

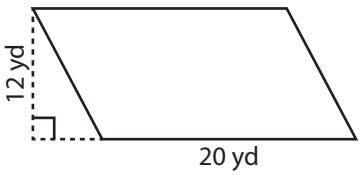

Area =

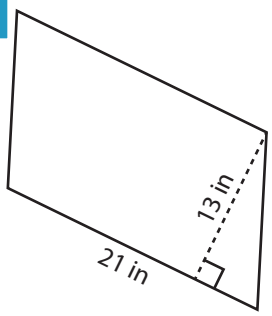

Area =

PREVIEW

Access the largest collection of worksheets for just $19.95 per year!

Members, please log in to download this worksheet.

Log in

Not a member? Please sign up to gain complete access.

Sign up

www.mathworksheets4kids.com

Name : _____

Answer key

MS1

Parallelogram - Area

Find the area of each parallelogram.

1)

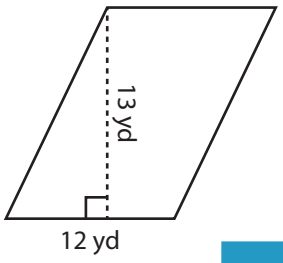

Area = **156 y**

2)

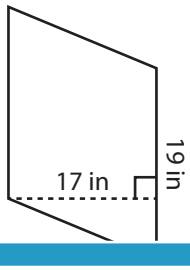

3)

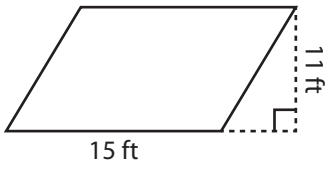

rea = **165 ft²**

4)

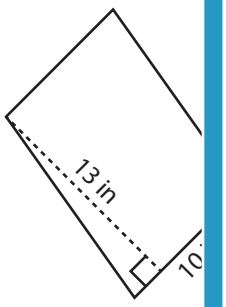

Area = **130 i**

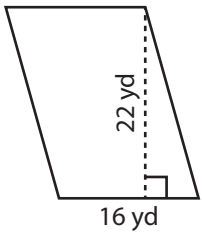

rea = **352 yd²**

7)

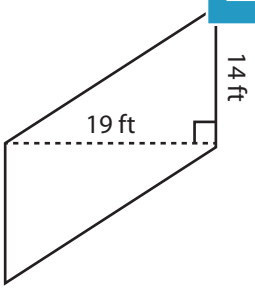

Area = **266 ft²**

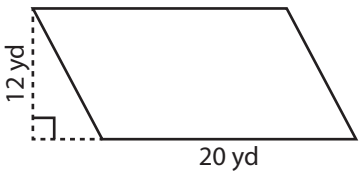

Area = **240 yd²**

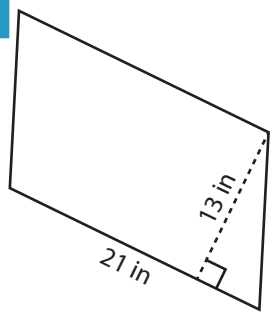

Area = **273 in²**

PREVIEW

Access the largest collection of worksheets for just $19.95 per year!

Members, please log in to download this worksheet.

Log in

Not a member? Please sign up to gain complete access.

Sign up

www.mathworksheets4kids.com

Name : _____

MS2

Parallelogram - Area

Find the area of each parallelogram.

1)

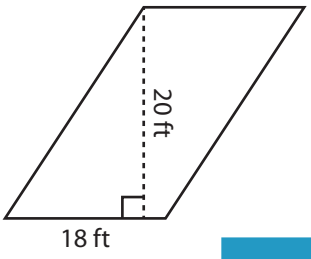

Area =

2)

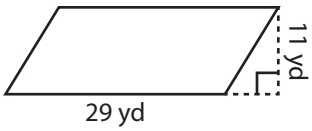

3)

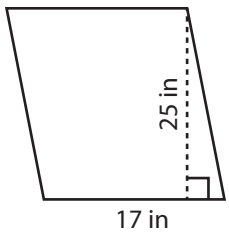

rea =

4)

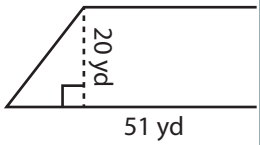

Area =

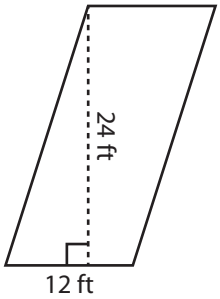

rea =

7)

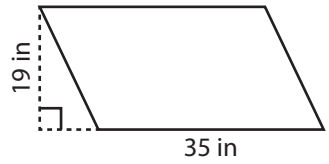

Area =

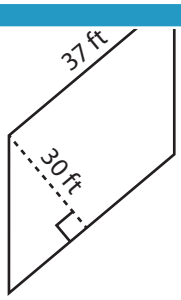

Area =

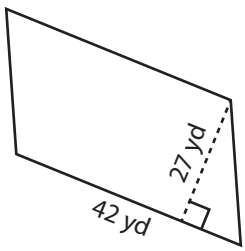

Area =

PREVIEW

Access the largest collection of worksheets for just $19.95 per year!

Members, please log in to download this worksheet.

Log in

Not a member? Please sign up to gain complete access.

Sign up

www.mathworksheets4kids.com

Name : _____

Answer key

MS2

Parallelogram - Area

Find the area of each parallelogram.

1)

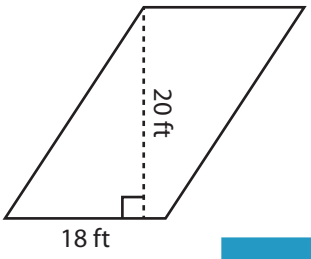

Area = **360 f**

2)

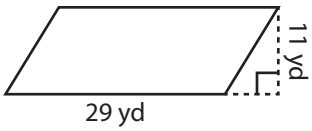

3)

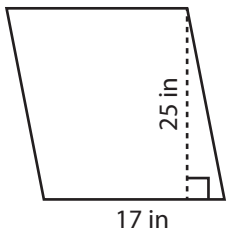

rea = **425 in²**

4)

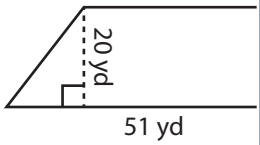

Area = **1020 y**

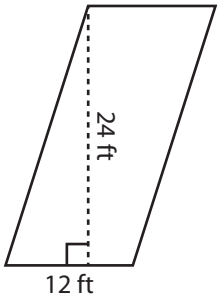

rea = **288 ft²**

7)

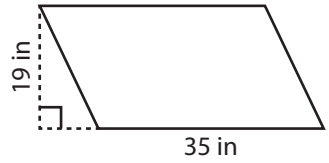

Area = **665 in²**

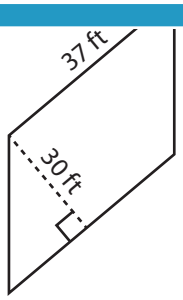

Area = **1110 ft²**

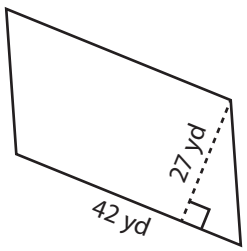

Area = **1134 yd²**

PREVIEW

Access the largest collection of worksheets for just $19.95 per year!

Members, please log in to download this worksheet.

Log in

Not a member? Please sign up to gain complete access.

Sign up

www.mathworksheets4kids.com

Name : _____

MS3

Parallelogram - Area

Find the area of each parallelogram.

1)

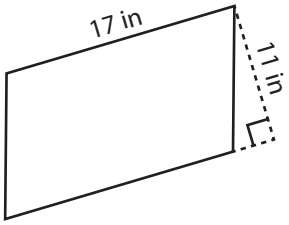

Area = _____

2)

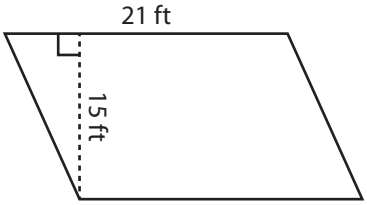

3)

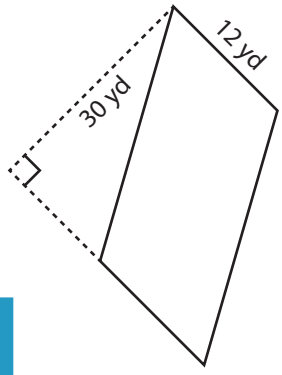

Area = _____

4)

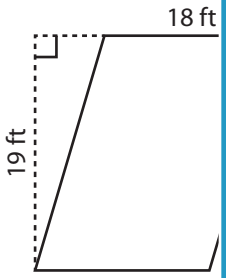

Area = _____

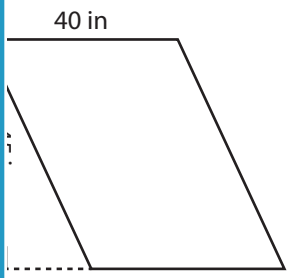

Area = _____

7)

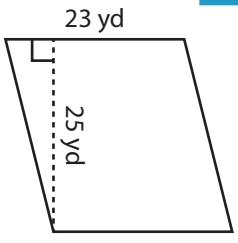

Area = _____

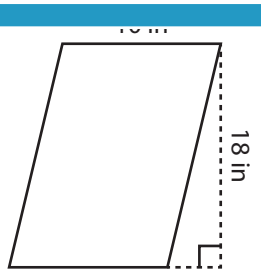

Area = _____

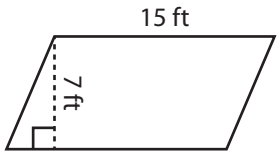

Area = _____

PREVIEW

Access the largest collection of worksheets for just $19.95 per year!

Members, please log in to download this worksheet.

Log in

Not a member? Please sign up to gain complete access.

Sign up

www.mathworksheets4kids.com

Name : _____

Answer key

MS3

Parallelogram - Area

Find the area of each parallelogram.

1)

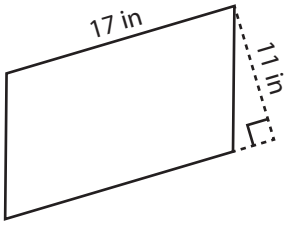

Area = **187 i**

2)

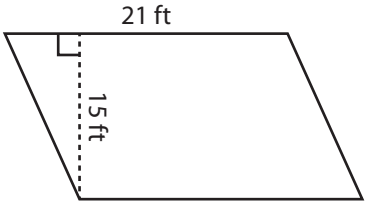

3)

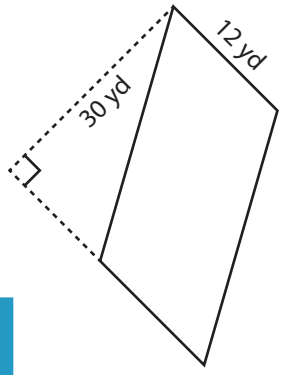

rea = **360 yd²**

4)

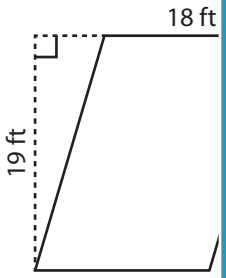

Area = **342 f**

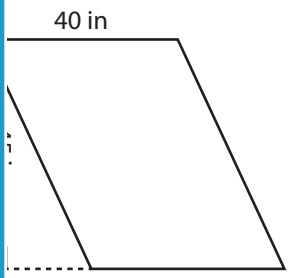

rea = **1800 in²**

7)

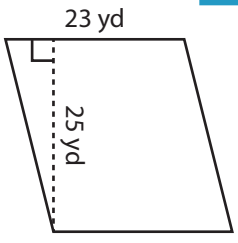

Area = **575 yd²**

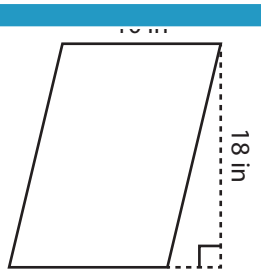

Area = **180 in²**

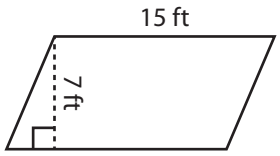

Area = **105 ft²**

PREVIEW

Access the largest collection of worksheets for just $19.95 per year!

Members, please log in to download this worksheet.
Log in

Not a member? Please sign up to gain complete access.
Sign up

www.mathworksheets4kids.com

Name : _____

DS1

Parallelogram - Area

Find the area of each parallelogram. Round the answer to 2 decimal places.

1)

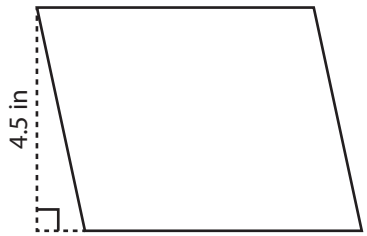

Area = _____

2)

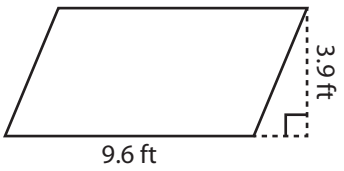

3)

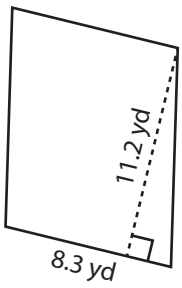

Area = _____

4)

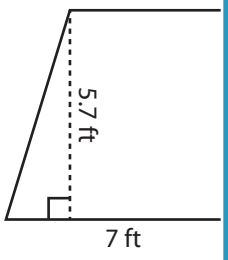

Area = _____

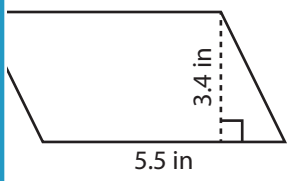

Area = _____

7)

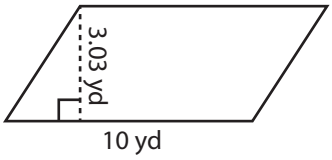

Area = _____

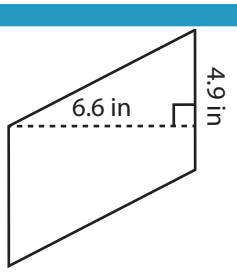

Area = _____

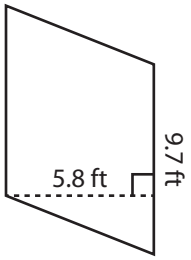

Area = _____

PREVIEW

Access the largest collection of worksheets for just $19.95 per year!

Members, please log in to download this worksheet.

Log in

Not a member? Please sign up to gain complete access.

Sign up

www.mathworksheets4kids.com

Name : _____

Answer key

DS1

Parallelogram - Area

Find the area of each parallelogram. Round the answer to 2 decimal places.

1)

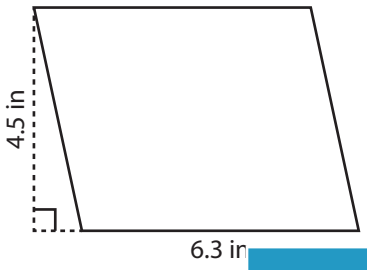

Area = **28.35**

2)

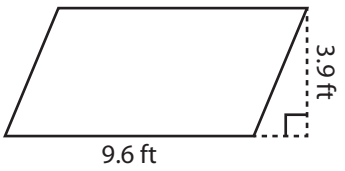

3)

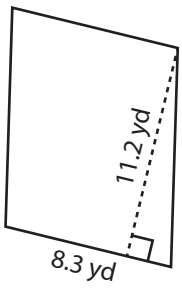

rea = **92.96 yd²**

4)

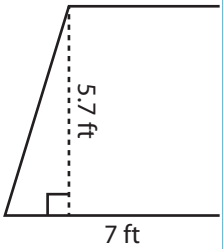

Area = **39.9 f**

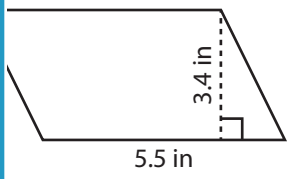

rea = **18.7 in²**

PREVIEW

Access the largest collection of worksheets for just $19.95 per year!

Members, please log in to download this worksheet.

Log in

Not a member? Please sign up to gain complete access.

Sign up

www.mathworksheets4kids.com

7)

Area = **30.3 yd²**

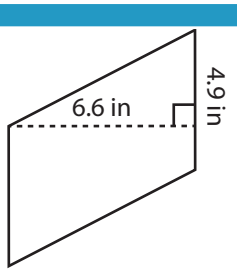

Area = **32.34 in²**

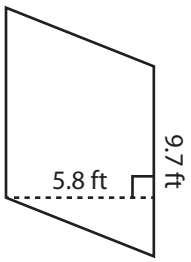

Area = **56.26 ft²**

Name : _____

DS2

Parallelogram - Area

Find the area of each parallelogram. Round the answer to 2 decimal places.

1)

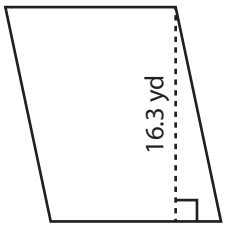

Area = _____

2)

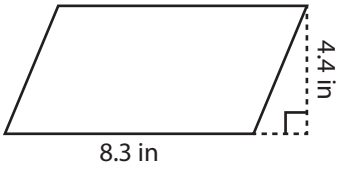

3)

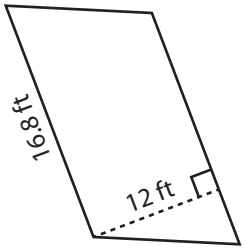

Area = _____

PREVIEW

Access the largest collection of worksheets for just $19.95 per year!

Members, please log in to download this worksheet.

Log in

Not a member? Please sign up to gain complete access.

Sign up

www.mathworksheets4kids.com

4)

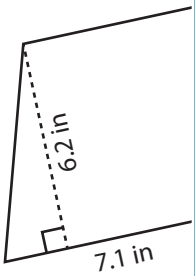

Area = _____

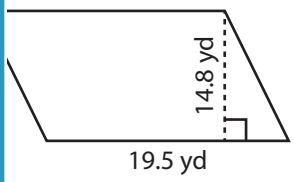

Area = _____

7)

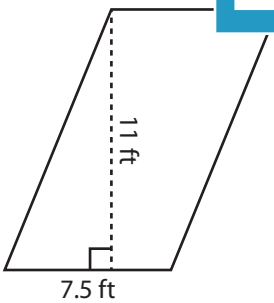

Area = _____

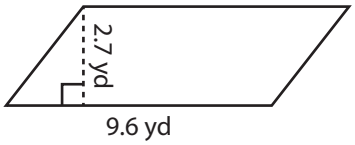

Area = _____

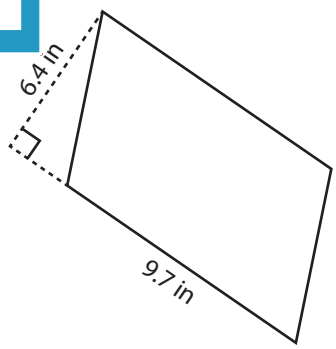

Area = _____

Name : _____

Answer key

DS2

Parallelogram - Area

Find the area of each parallelogram. Round the answer to 2 decimal places.

1)

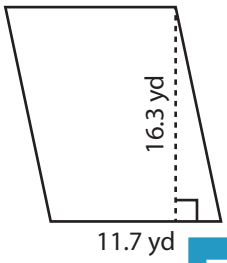

Area = **190.71**

2)

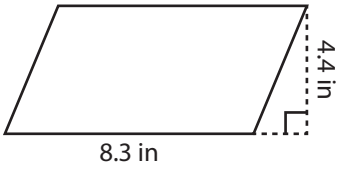

3)

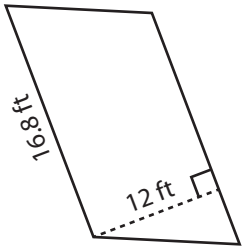

rea = **201.6 ft²**

4)

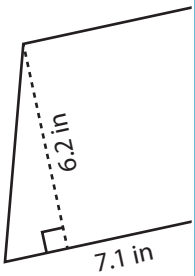

Area = **44.02**

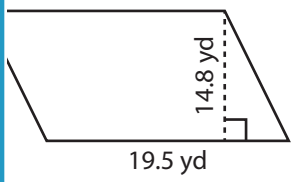

rea = **288.6 yd²**

7)

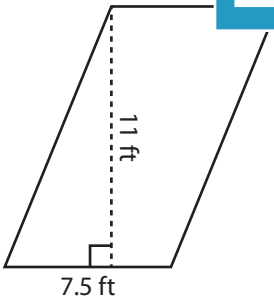

Area = **82.5 ft²**

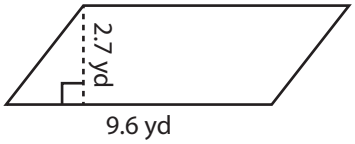

Area = **25.92 yd²**

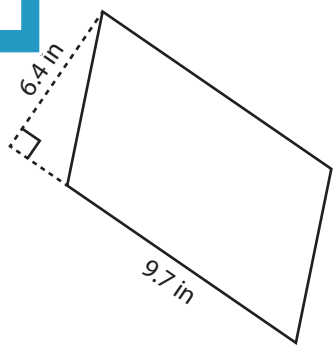

Area = **62.08 in²**

PREVIEW

Access the largest collection of worksheets for just $19.95 per year!

Members, please log in to download this worksheet.
Log in

Not a member? Please sign up to gain complete access.
Sign up

www.mathworksheets4kids.com

Name : _____

DS3

Parallelogram - Area

Find the area of each parallelogram. Round the answer to 2 decimal places.

1)

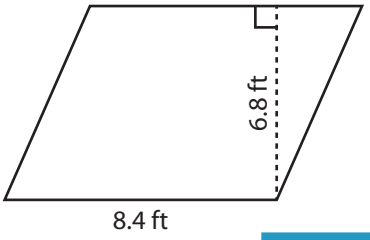

Area = _____

2)

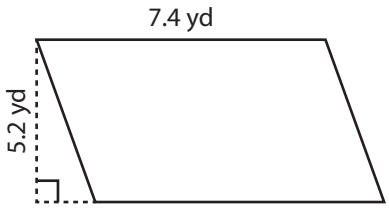

3)

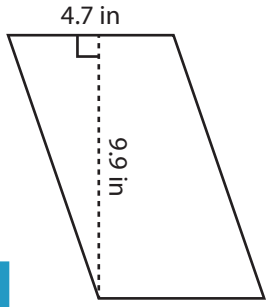

rea = _____

4)

Area = _____

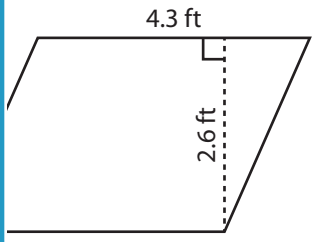

rea = _____

7)

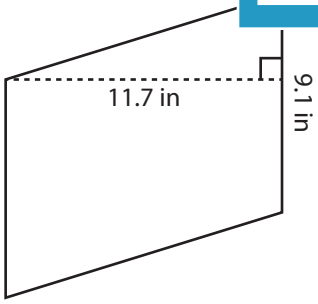

Area = _____

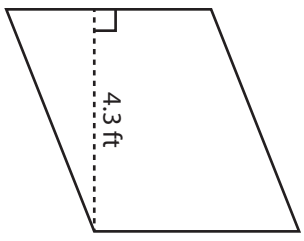

Area = _____

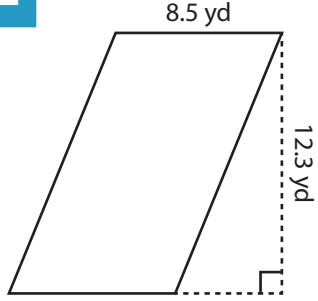

Area = _____

PREVIEW

Access the largest collection of worksheets for just $19.95 per year!

Members, please log in to download this worksheet.

Log in

Not a member? Please sign up to gain complete access.

Sign up

www.mathworksheets4kids.com

Name : _____

Answer key

DS3

Parallelogram - Area

Find the area of each parallelogram. Round the answer to 2 decimal places.

1)

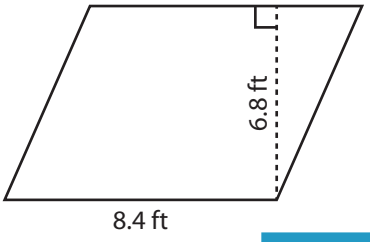

Area = **57.12**

2)

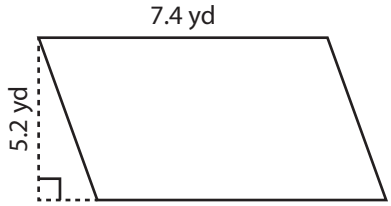

3)

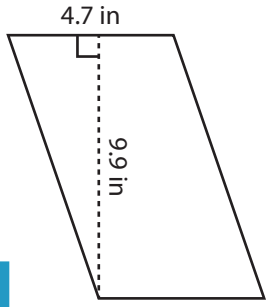

rea = **46.53 in²**

4)

Area = **75.6 y**

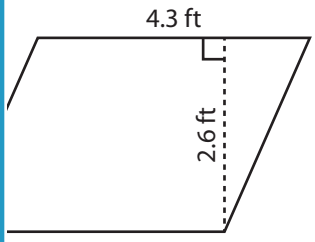

rea = **11.18 ft²**

7)

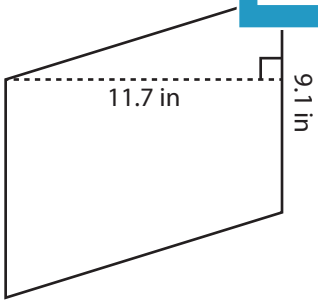

Area = **106.47 in²**

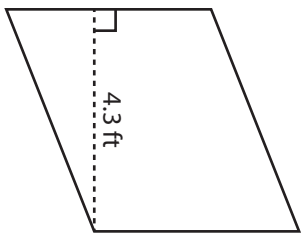

Area = **16.34 ft²**

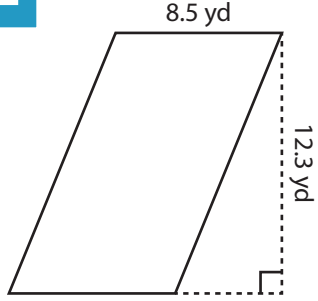

Area = **104.55 yd²**

PREVIEW

Access the largest collection of worksheets for just $19.95 per year!

Members, please log in to download this worksheet.

Log in

Not a member? Please sign up to gain complete access.

Sign up

www.mathworksheets4kids.com

Name : _____

Parallelogram - Area

CS1

Find the area of each parallelogram.

1)

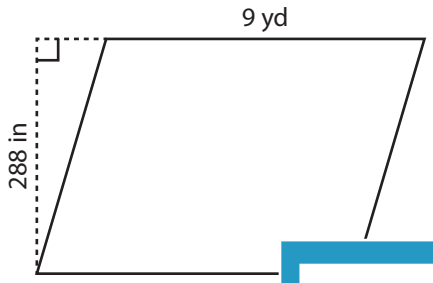

Area = _____

2)

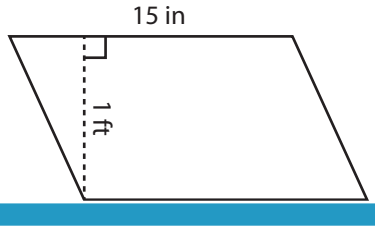

3)

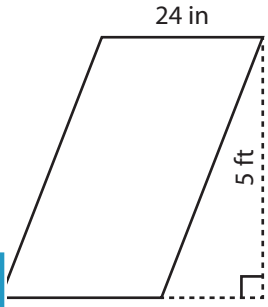

rea = _____ ft²

4)

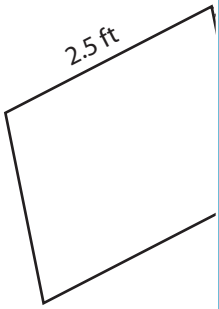

Area = _____

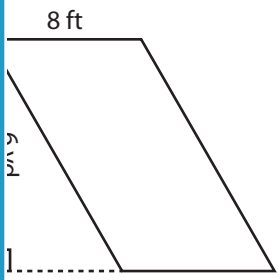

rea = _____ ft²

7)

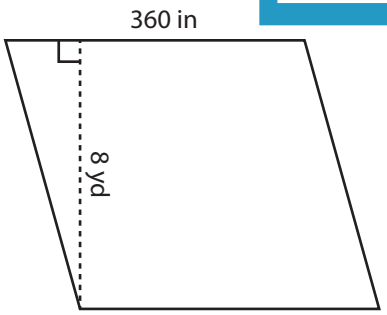

Area = _____ yd²

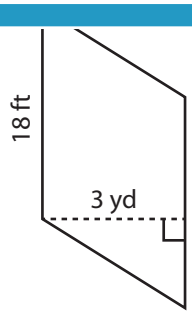

Area = _____ ft²

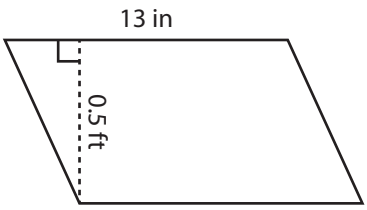

Area = _____ in²

PREVIEW

Access the largest collection of worksheets for just $19.95 per year!

Members, please log in to download this worksheet.

Log in

Not a member? Please sign up to gain complete access.

Sign up

www.mathworksheets4kids.com

Name : _____

Answer key

Parallelogram - Area

CS1

Find the area of each parallelogram.

1)

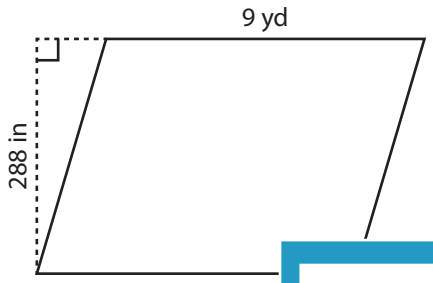

Area = **72** yd²

2)

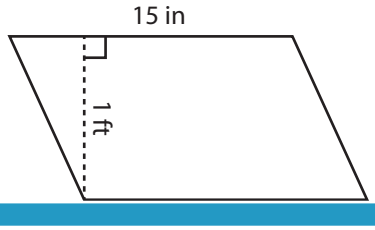

3)

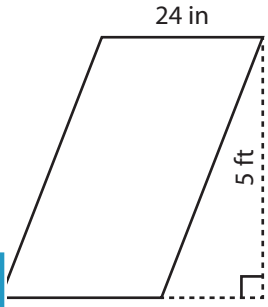

rea = **10** ft²

4)

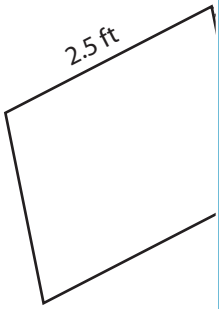

Area = **780** ft²

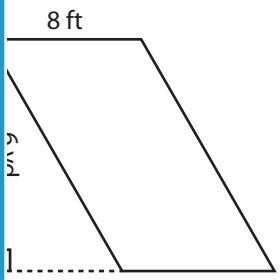

rea = **144** ft²

PREVIEW

Access the largest collection of worksheets for just $19.95 per year!

Members, please log in to download this worksheet.

Log in

Not a member? Please sign up to gain complete access.

Sign up

www.mathworksheets4kids.com

7)

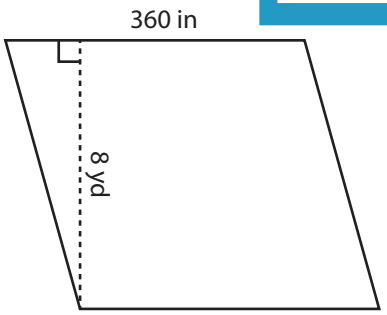

Area = **80** yd²

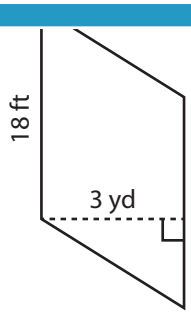

Area = **162** ft²

Area = **78** in²

Name : _____

Parallelogram - Area

CS2

Find the area of each parallelogram.

1)

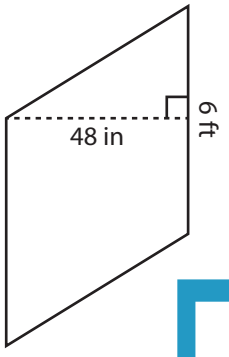

Area = _____

2)

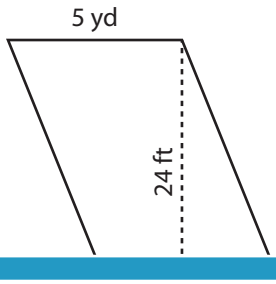

3)

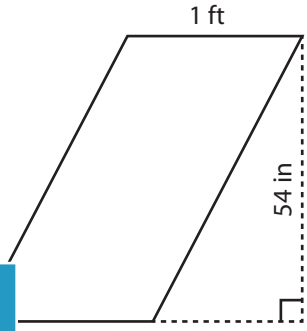

rea = _____ in²

4)

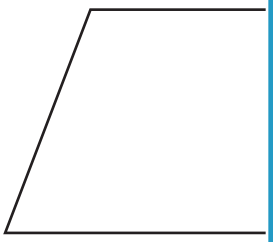

Area = _____

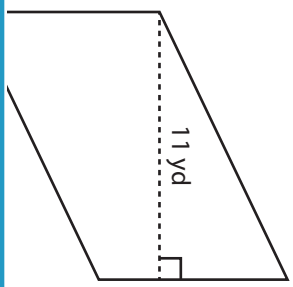

rea = _____ yd²

7)

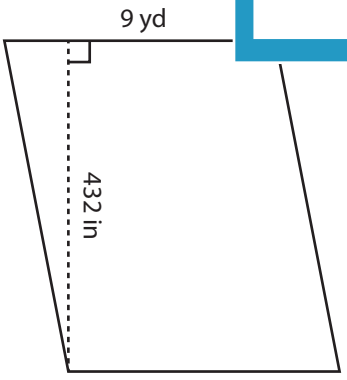

Area = _____ yd²

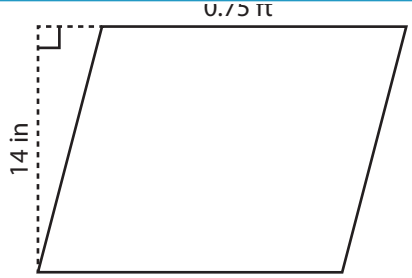

Area = _____ in²

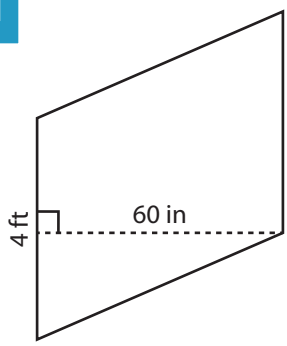

Area = _____ ft²

PREVIEW

Access the largest collection of worksheets for just $19.95 per year!

Members, please log in to download this worksheet.

Log in

Not a member? Please sign up to gain complete access.

Sign up

www.mathworksheets4kids.com

Name : _____

Answer key

CS2

Parallelogram - Area

Find the area of each parallelogram.

1)

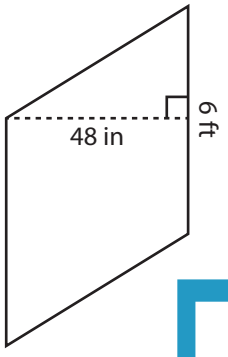

Area = **24** ft²

2)

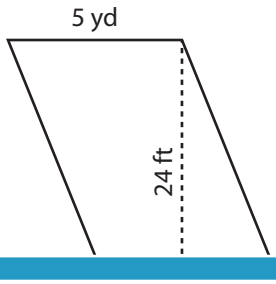

3)

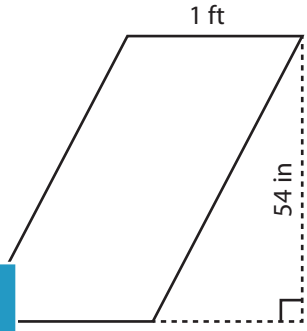

Area = **648** in²

4)

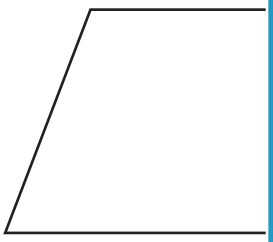

Area = **168** in²

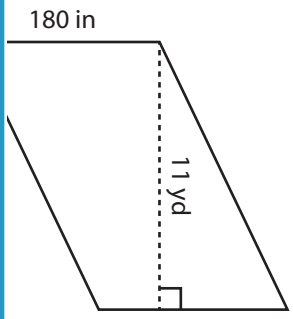

Area = **55** yd²

7)

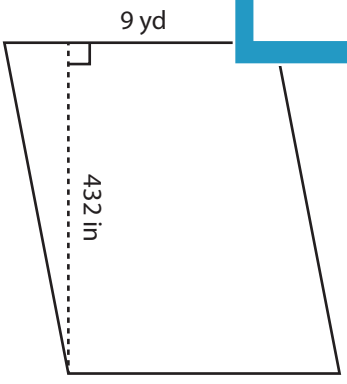

Area = **108** yd²

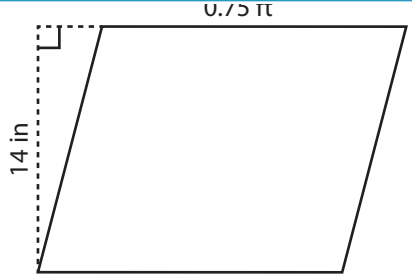

Area = **126** in²

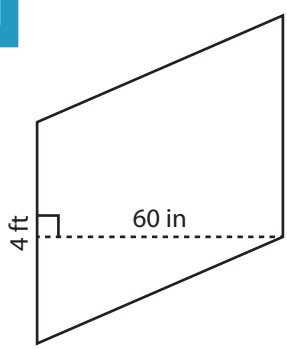

Area = **20** ft²

PREVIEW

Access the largest collection of worksheets for just $19.95 per year!

Members, please log in to download this worksheet.

Log in

Not a member? Please sign up to gain complete access.

Sign up

www.mathworksheets4kids.com

Name : _____

Parallelogram - Area

CS3

Find the area of each parallelogram.

1)

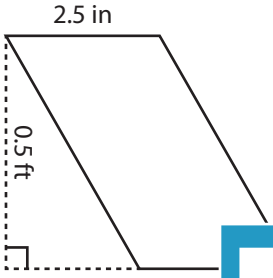

Area = _____

2)

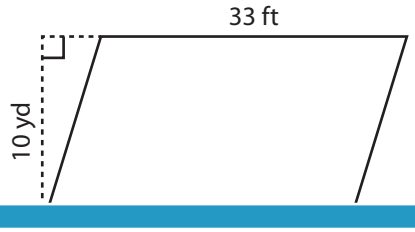

3)

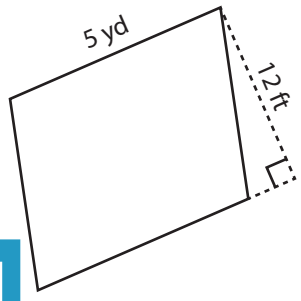

rea = _____ yd²

4)

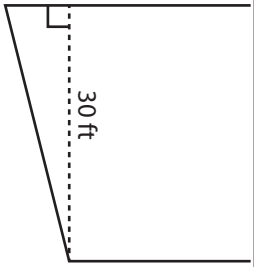

Area = _____

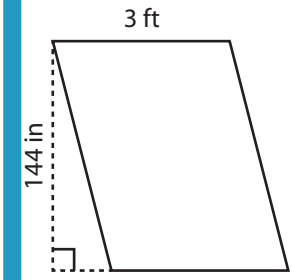

rea = _____ ft²

PREVIEW

Access the largest collection of worksheets for just $19.95 per year!

Members, please log in to download this worksheet.

Log in

Not a member? Please sign up to gain complete access.

Sign up

www.mathworksheets4kids.com

7)

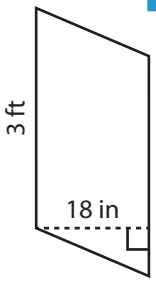

Area = _____ ft²

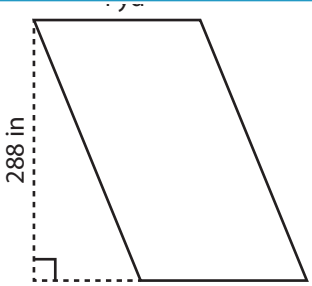

Area = _____ yd²

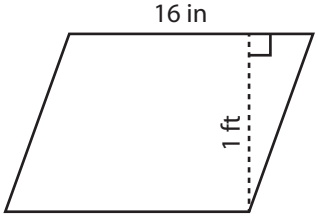

Area = _____ in²

Name : _____

Answer key

Parallelogram - Area

CS3

Find the area of each parallelogram.

1)

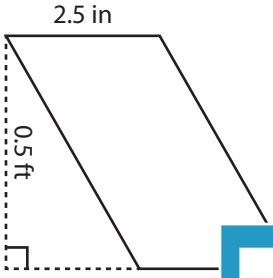

Area = **15** ft²

2)

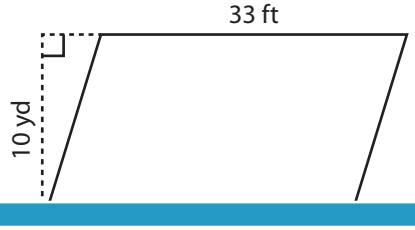

3)

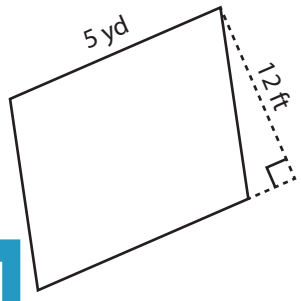

Area = **20** yd²

4)

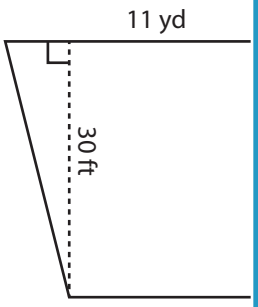

Area = **110** ft²

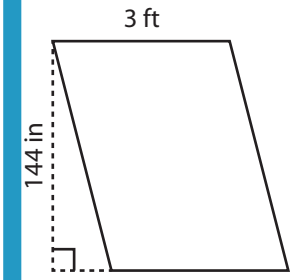

Area = **36** ft²

7)

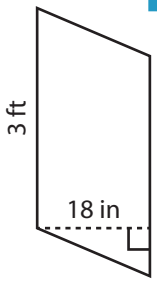

Area = **4.5** ft²

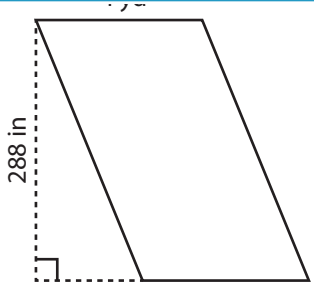

Area = **32** yd²

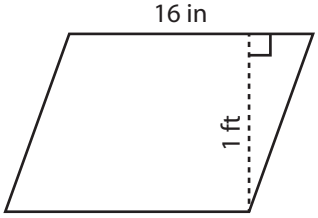

Area = **192** in²

PREVIEW

Access the largest collection of worksheets for just $19.95 per year!

Members, please log in to download this worksheet.

Log in

Not a member? Please sign up to gain complete access.

Sign up

www.mathworksheets4kids.com