

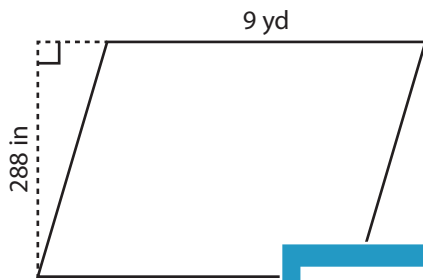
Name : _____

CS1

Parallelogram - Area

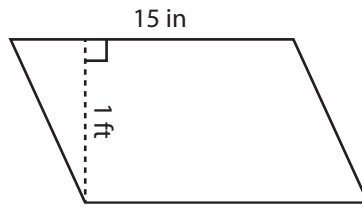
Find the area of each parallelogram.

1)

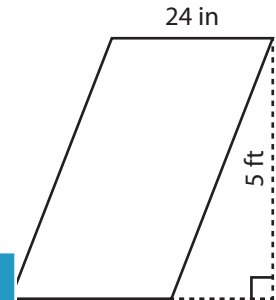


Area = _____

2)

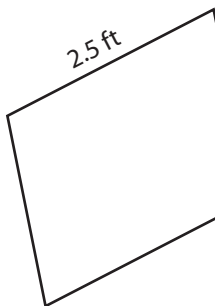


3)



Area = _____ ft²

4)



Area = _____

Access the largest collection of worksheets for just **\$19.95** per year!

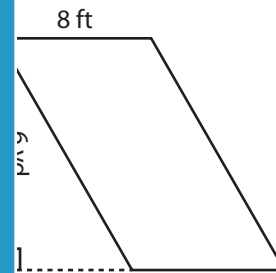
Members, please log in to download this worksheet.

Log in

Not a member? Please sign up to gain complete access.

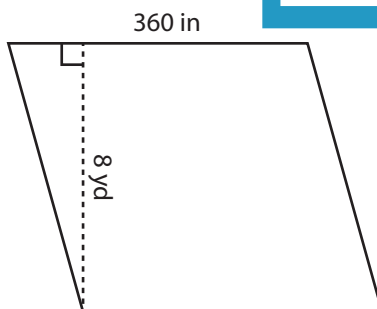
Sign up

www.mathworksheets4kids.com

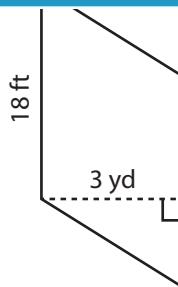


Area = _____ ft²

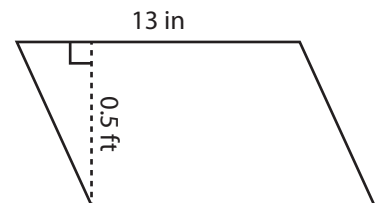
7)



Area = _____ yd²



Area = _____ ft²



Area = _____ in²

Name : _____

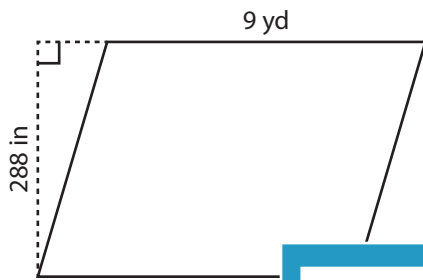
Answer key

CS1

Parallelogram - Area

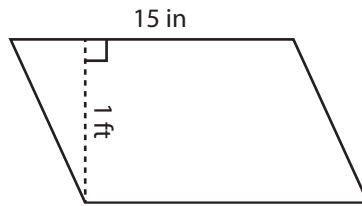
Find the area of each parallelogram.

1)

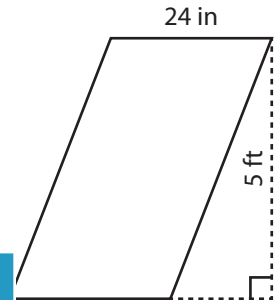


Area = 72

2)

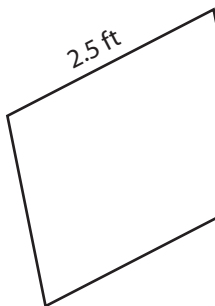


3)



Area = 10 ft²

4)



Area = 780

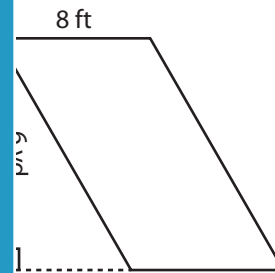
PREVIEW

Access the largest collection of worksheets for just **\$19.95** per year!

Members, please log in to download this worksheet. **Log in**

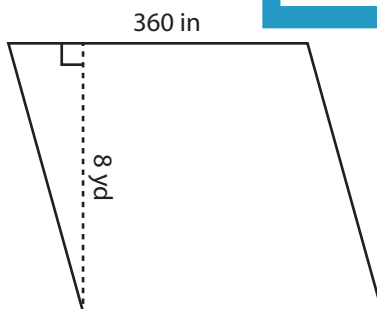
Not a member? Please sign up to gain complete access. **Sign up**

www.mathworksheets4kids.com

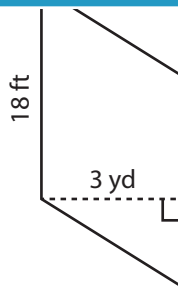


Area = 144 ft²

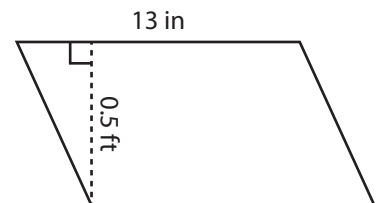
7)



Area = 80 yd²



Area = 162 ft²



Area = 78 in²