

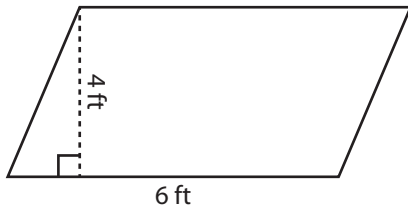
Name : _____

Parallelogram - Area

ES1

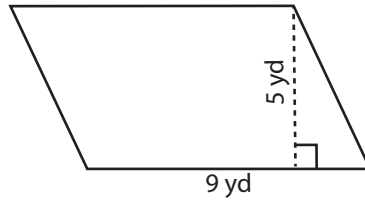
Find the area of each parallelogram.

1)



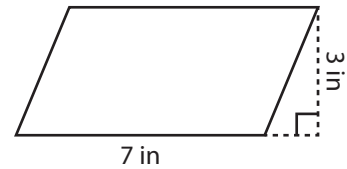
Area =

2)

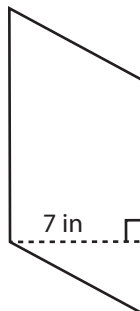


Area =

3)



4)



Area =

Access the largest collection of worksheets for just **\$19.95** per year!

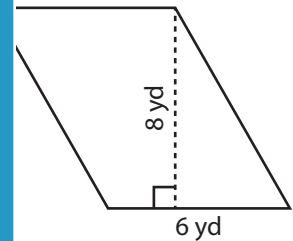
Members, please log in to download this worksheet.

Log in

Not a member? Please sign up to gain complete access.

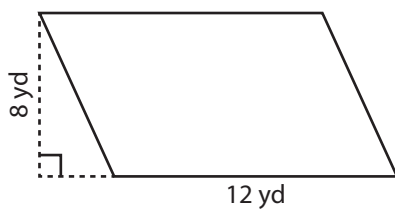
Sign up

www.mathworksheets4kids.com

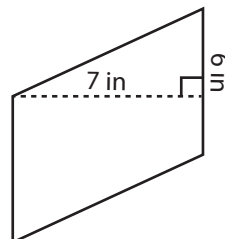


Area =

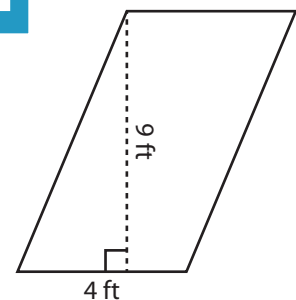
7)



Area =



Area =



Area =

Name : _____

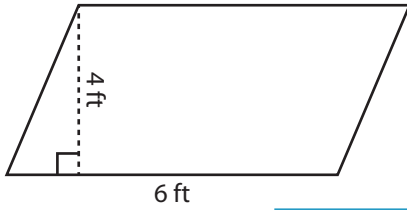
Answer key

Parallelogram - Area

ES1

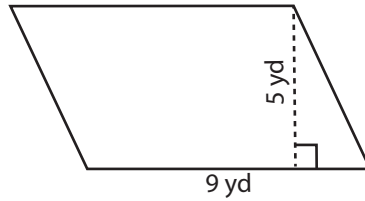
Find the area of each parallelogram.

1)

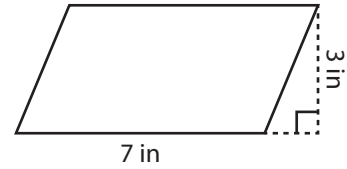


Area = **24 ft²**

2)

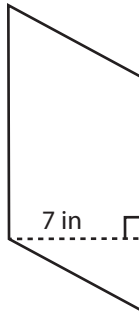


3)



Area = **21 in²**

4)



Area = **63 in²**

Access the largest collection of worksheets for just **\$19.95** per year!

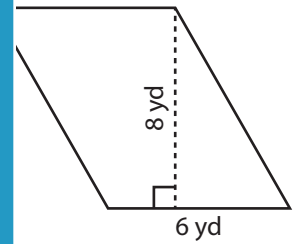
Members, please log in to download this worksheet.

Log in

Not a member? Please sign up to gain complete access.

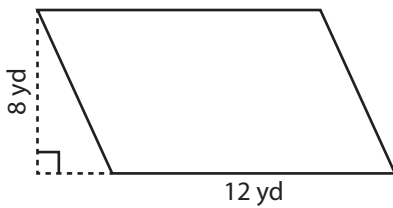
Sign up

www.mathworksheets4kids.com

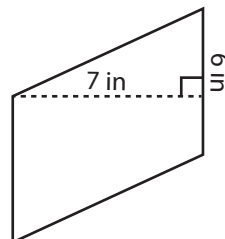


Area = **48 yd²**

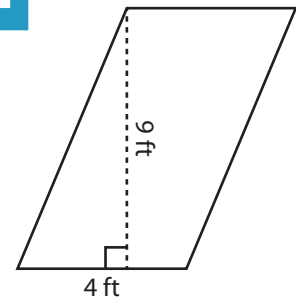
7)



Area = **96 yd²**



Area = **42 in²**



Area = **36 ft²**