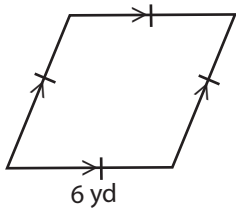


Name : \_\_\_\_\_

## Rhombus - Perimeter

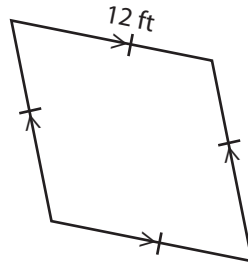
Find the perimeter of each rhombus.

1)



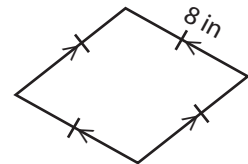
Perimeter = \_\_\_\_\_

2)



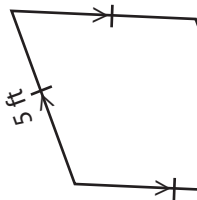
Perimeter = \_\_\_\_\_

3)



Perimeter = \_\_\_\_\_

4)



Perimeter = \_\_\_\_\_

# PREVIEW

Access the largest collection of worksheets for just **\$19.95** per year!

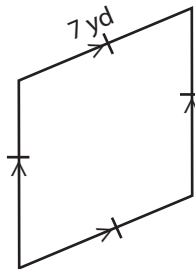
Members, please log in to download this worksheet.

**Log in**

Not a member? Please sign up to gain complete access.

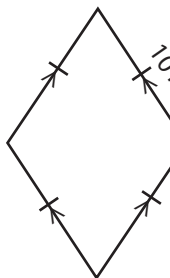
**Sign up**

[www.mathworksheets4kids.com](http://www.mathworksheets4kids.com)

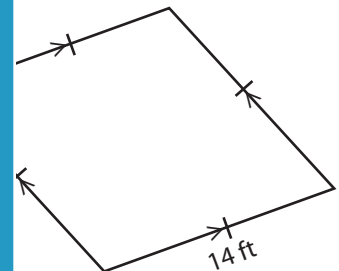


Perimeter = \_\_\_\_\_

7)

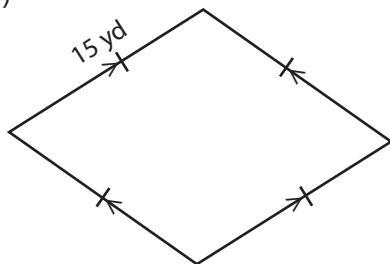


Perimeter = \_\_\_\_\_



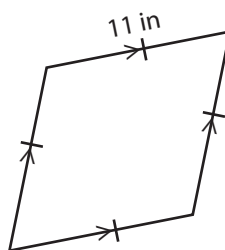
Perimeter = \_\_\_\_\_

10)



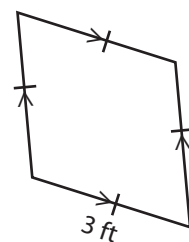
Perimeter = \_\_\_\_\_

11)



Perimeter = \_\_\_\_\_

12)



Perimeter = \_\_\_\_\_

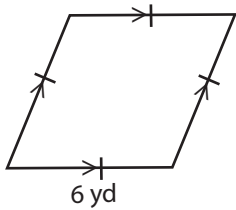
Name : \_\_\_\_\_

**Answer key**

**Rhombus - Perimeter**

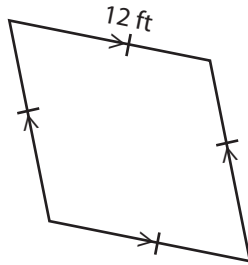
Find the perimeter of each rhombus.

1)



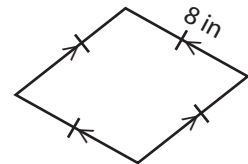
Perimeter = 24 yd

2)



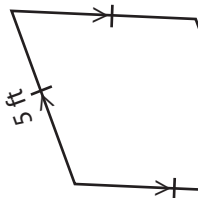
Perimeter = 48 ft

3)



Perimeter = 32 in

4)



Perimeter = 20

**PREVIEW**

Access the largest collection of worksheets for just **\$19.95** per year!

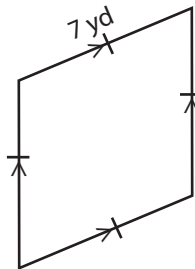
Members, please log in to download this worksheet.

**Log in**

Not a member? Please sign up to gain complete access.

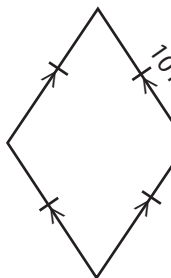
**Sign up**

[www.mathworksheets4kids.com](http://www.mathworksheets4kids.com)

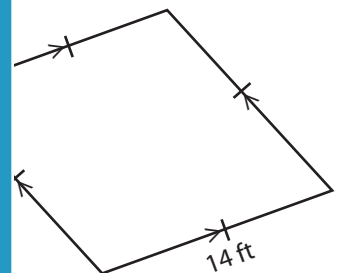


Perimeter = 28 yd

7)

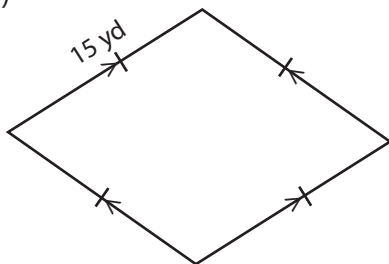


Perimeter = 40



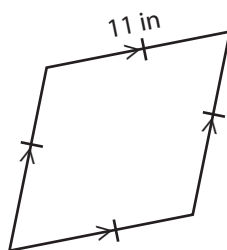
Perimeter = 56 ft

10)



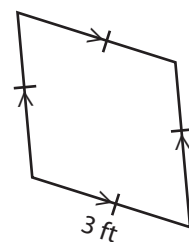
Perimeter = 60 yd

11)



Perimeter = 44 in

12)



Perimeter = 12 ft