

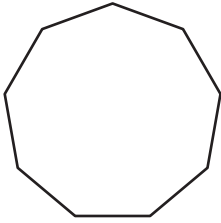
Name : _____

Quadrilaterals

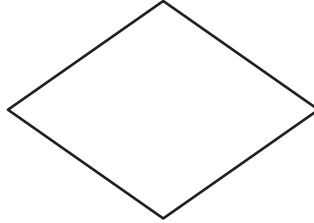
Sheet 2

State whether each shape is a quadrilateral.

1)



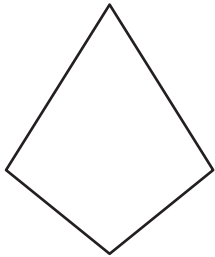
2)



3)



4)



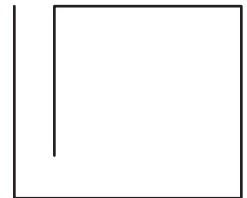
PREVIEW

Gain complete access to the largest collection of worksheets in all subjects!

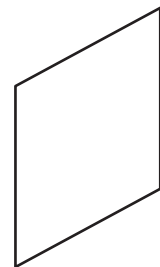
Members, please log in to download this worksheet.

Not a member? Please sign up to gain complete access.

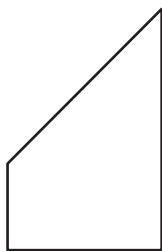
www.mathworksheets4kids.com



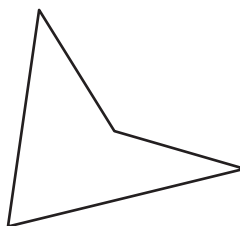
7)



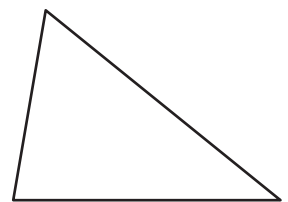
10)



11)



12)



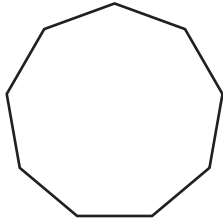
Name : _____

Answer key

Quadrilaterals

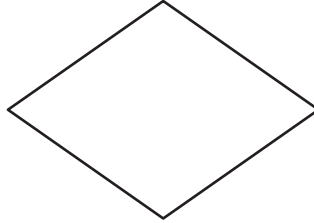
State whether each shape is a quadrilateral.

1)



not a quadrilateral

2)



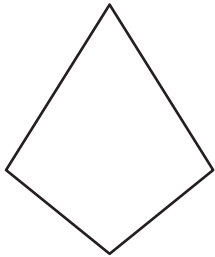
quadrilateral

3)



quadrilateral

4)



quadrilateral

PREVIEW

Gain complete access to the largest collection of worksheets in all subjects!

Members, please log in to download this worksheet.

Not a member? Please sign up to gain complete access.

www.mathworksheets4kids.com

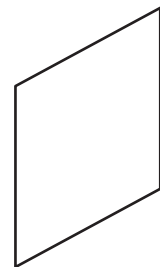


not a quadrilateral

7)

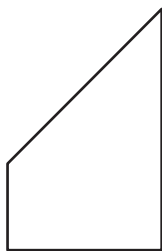


quadrilateral



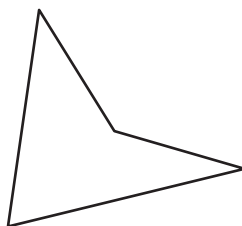
quadrilateral

10)



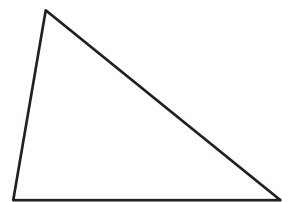
quadrilateral

11)



quadrilateral

12)



not a quadrilateral