


Name : _____

Quadrilaterals

Sheet 3

State whether each shape is a quadrilateral.

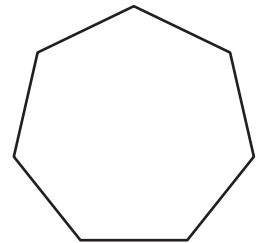
1)



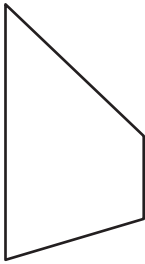
2)



3)



4)



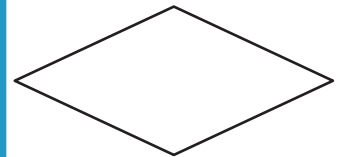
PREVIEW

Gain complete access to the largest collection of worksheets in all subjects!

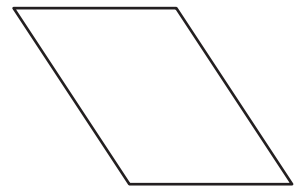
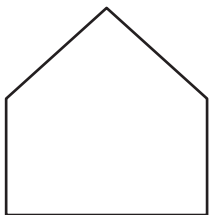
Members, please log in to download this worksheet.

Not a member? Please sign up to gain complete access.

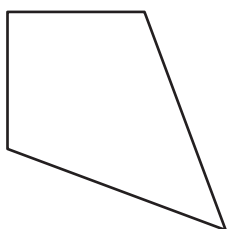
www.mathworksheets4kids.com



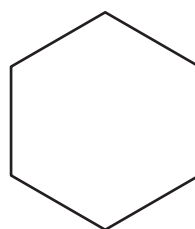
7)



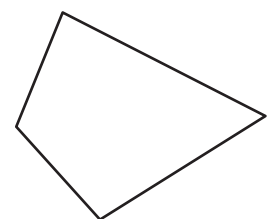
10)



11)



12)




Name : _____

Answer key

Quadrilaterals


State whether each shape is a quadrilateral.

1)



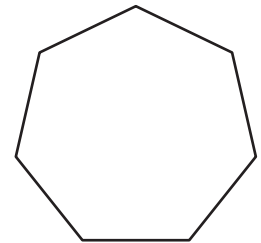
not a quadrilateral

2)



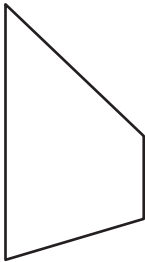
quadrilateral

3)



not a quadrilateral

4)



quadrilateral

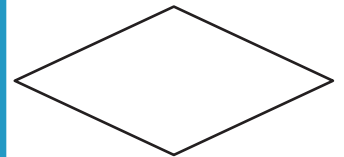
PREVIEW

Gain complete access to the largest collection of worksheets in all subjects!

Members, please log in to download this worksheet.

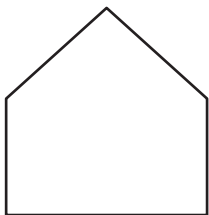
Not a member? Please sign up to gain complete access.

www.mathworksheets4kids.com

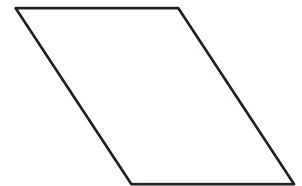


quadrilateral

7)

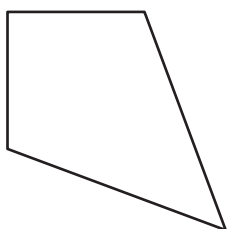


not a quadrilateral



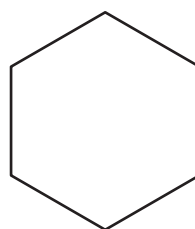
quadrilateral

10)



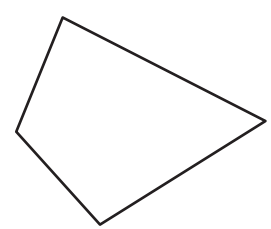
quadrilateral

11)



not a quadrilateral

12)



quadrilateral