

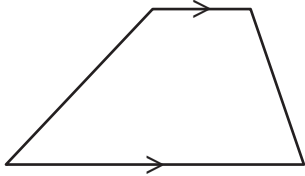
Name : \_\_\_\_\_

# Quadrilaterals

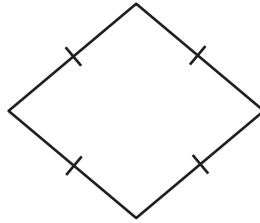
L1S2

Identify each quadrilateral.

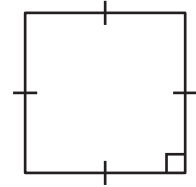
1)



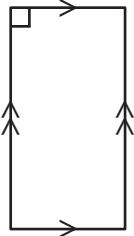
2)



3)



4)



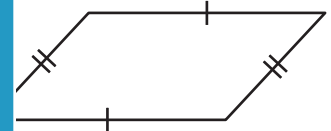
# PREVIEW

Gain complete access to the largest collection of worksheets in all subjects!

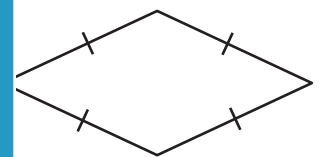
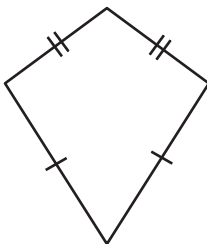
Members, please log in to download this worksheet.

Not a member? Please sign up to gain complete access.

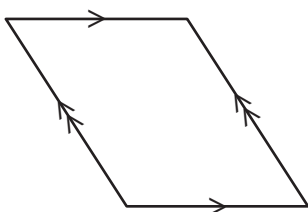
[www.mathworksheets4kids.com](http://www.mathworksheets4kids.com)



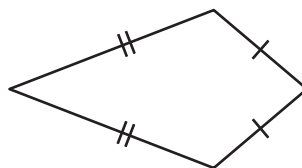
7)



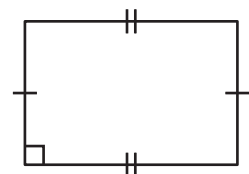
10)



11)



12)



Name : \_\_\_\_\_

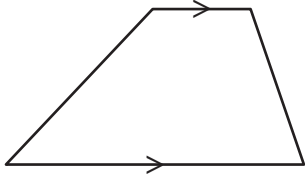
**Answer key**

**Quadrilaterals**

L1S2

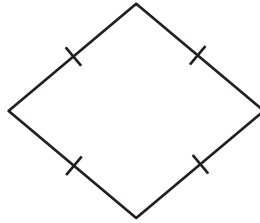
Identify each quadrilateral.

1)



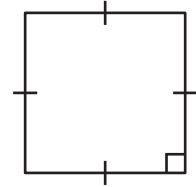
**Trapezoid**

2)



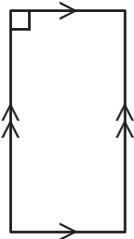
**Rhombus**

3)



**Square**

4)



**Rectangle**

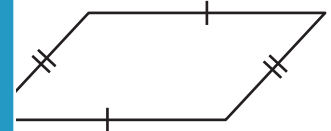
**PREVIEW**

Gain complete access to the largest collection of worksheets in all subjects!

Members, please log in to download this worksheet.

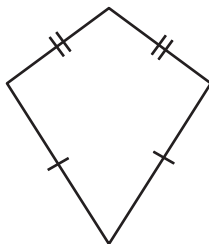
Not a member? Please sign up to gain complete access.

[www.mathworksheets4kids.com](http://www.mathworksheets4kids.com)

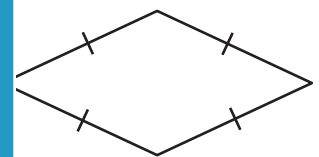


**Parallelogram**

7)

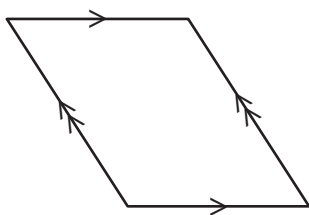


**Kite**



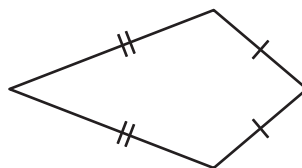
**Rhombus**

10)



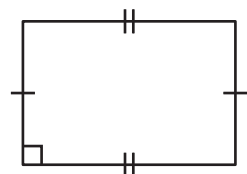
**Parallelogram**

11)



**Kite**

12)



**Rectangle**