

Name : \_\_\_\_\_

# Quadrilaterals

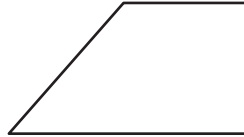
L2S1

Identify each quadrilateral.

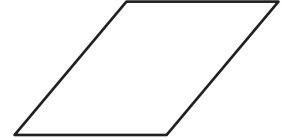
1)



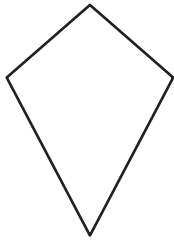
2)



3)



4)



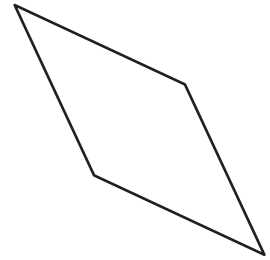
# PREVIEW

Gain complete access to the largest collection of worksheets in all subjects!



Members, please log in to download this worksheet.

Not a member? Please sign up to gain complete access.

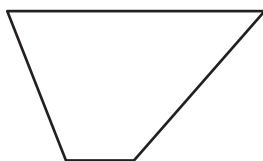
[www.mathworksheets4kids.com](http://www.mathworksheets4kids.com)



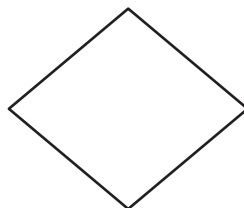
7)



10)



11)



12)



Name : \_\_\_\_\_

**Answer key**

**Quadrilaterals**

L2S1

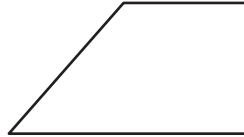
Identify each quadrilateral.

1)



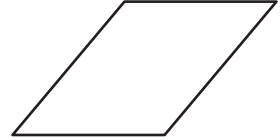
**Rectangle**

2)



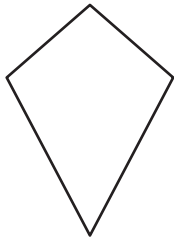
**Trapezoid**

3)



**Parallelogram**

4)



**Kite**

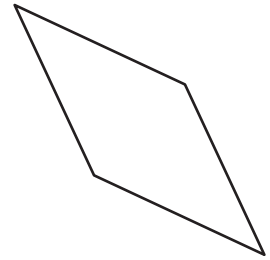
**PREVIEW**

Gain complete access to the largest collection of worksheets in all subjects!

Members, please log in to download this worksheet.


Not a member? Please sign up to gain complete access.

[www.mathworksheets4kids.com](http://www.mathworksheets4kids.com)




**Rhombus**

7)

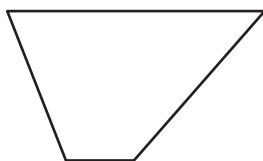


**Parallelogram**



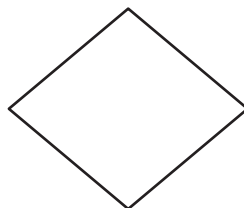
**Rectangle**

10)



**Trapezoid**

11)



**Rhombus**

12)



**Quadrilateral**