

Name : _____

Ratio: Part to Part

Level 1: S1

1)



The ratio of  to  is _____.

2)




The ratio of  to  is _____.

3)



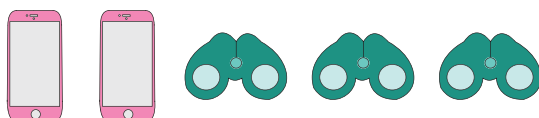
The ratio of  to  is _____.



4)



The ratio of  to  is _____.

5)



The ratio of  to  is _____.

Name : _____

Answer Key

Level 1: S1

Ratio: Part to Part

1)



The ratio of  to  is 4 : 3.

2)




The ratio of  to  is 2 : 8 or 1 : 4.

3)



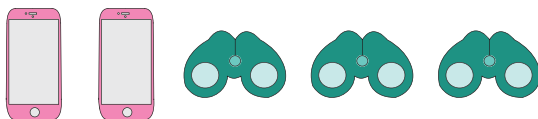
The ratio of  to  is 4 : 5.



4)



The ratio of  to  is 6 : 3 or 2 : 1.

5)



The ratio of  to  is 3 : 2.