


Name : _____

Ratio: Part to Part

Level 2: S1



The ratio of  to  is _____.




The ratio of _____ to _____ is _____.



The ratio of _____ to _____ is _____.



The ratio of _____ to _____ is _____.



The ratio of  to  is _____.

PREVIEW

Gain complete access to the largest collection of worksheets in all subjects!

Members, please log in to download this worksheet.

Not a member? Please sign up to gain complete access.

www.mathworksheets4kids.com

Name : _____

Answer Key

Level 2: S1

Ratio: Part to Part



The ratio of  to  is 6 : 2 or 3 : 1 .




The ratio of  to  is 7 .



The ratio of  to  is _____ .



The ratio of  to  is _____ .



The ratio of  to  is 7 : 6 .

PREVIEW

Gain complete access to the largest collection of worksheets in all subjects!

Members, please log in to download this worksheet.

Not a member? Please sign up to gain complete access.

www.mathworksheets4kids.com