






## Aquarium Fish

The data represented in the pictogram below displays a variety of aquarium fish sold in one month. Read the data and answer the questions that follow:

Goldfish	Angelfish	Regal Tangs	Clownfish	Starfish
				
<b>880</b>				<b>672</b>

- 1) Find the ratio of \_\_\_\_\_ of goldfish sold.

\_\_\_\_\_

- 2) Which two varieties of fish were sold in a ratio of 2 : 1?

\_\_\_\_\_

- 3) Compare the ratio of \_\_\_\_\_ of goldfish that was sold.

\_\_\_\_\_

- 4) What is the ratio of the least number of aquarium fish sold to the highest number of aquarium fish sold? Identify the varieties.

\_\_\_\_\_

- 5) Find the ratio of clownfish sold to all the other varieties of aquarium fish that were sold.

\_\_\_\_\_

# PREVIEW

Gain complete access to the largest  
collection of worksheets in all subjects!

Members, please  
log in to  
download this  
worksheet.

Not a member?  
Please sign up to  
gain complete  
access.

[www.mathworksheets4kids.com](http://www.mathworksheets4kids.com)