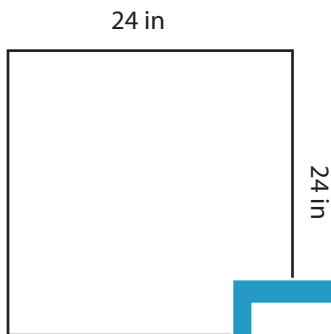


Square - Area

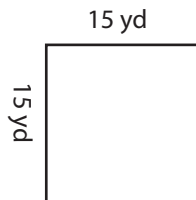
MS1

Find the area of each square.

1)

Area =

2)



15 yd

3)



17 yd

Area =

4)

Area =

Access the largest collection of
worksheets for just **\$19.95** per year!

Members, please
log in to
download this
worksheet.

Log in

Not a member?
Please sign up to
gain complete
access.

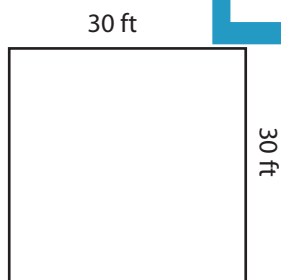
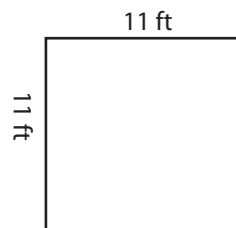
Sign up

www.mathworksheets4kids.com

32 ft

Area =

7)

Area = Area =

23 in

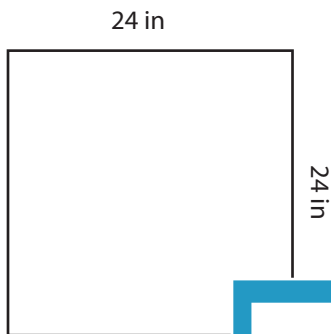
Area =

Square - Area

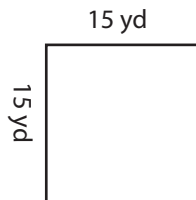
MS1

Find the area of each square.

1)

Area = **576 in²**

2)

Area = **289 yd²**

3)



17 yd

Area = **289 yd²**

4)

Area = **400 yd²**

Access the largest collection of
worksheets for just **\$19.95** per year!

Members, please
log in to
download this
worksheet.

Log in

Not a member?
Please sign up to
gain complete
access.

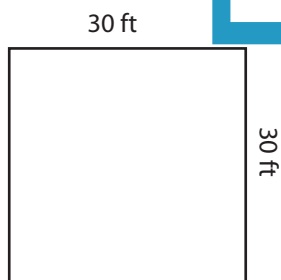
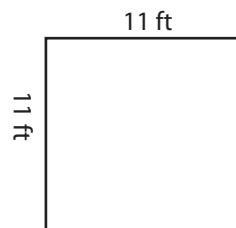
Sign up

www.mathworksheets4kids.com

32 ft

Area = **1024 ft²**

7)

Area = **900 ft²**Area = **121 ft²**

23 in

Area = **529 in²**