

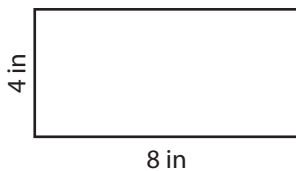
Name : \_\_\_\_\_

## Perimeter of a Rectangle

T1L1S3

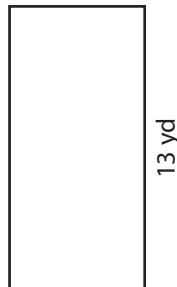
Find the perimeter of each rectangle.

1)



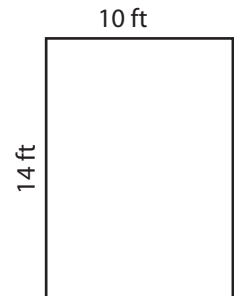
Perimeter =

2)



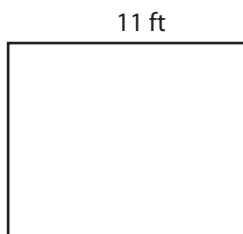
Perimeter =

3)



Perimeter =

4)



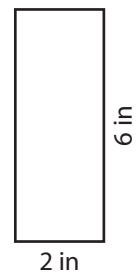
Perimeter =

**PREVIEW**  
Gain complete access to the largest collection of worksheets in all subjects!

Members, please log in to download this worksheet.

Not a member? Please sign up to gain complete access.

[www.mathworksheets4kids.com](http://www.mathworksheets4kids.com)

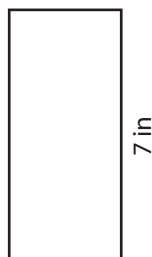


Perimeter =

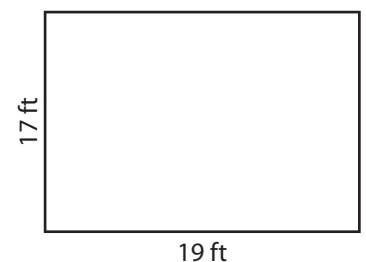
7)



Perimeter =



Perimeter =



Perimeter =

Name : \_\_\_\_\_

## Answer key

T1L1S3

### Perimeter of a Rectangle

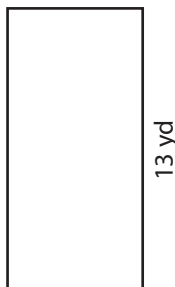
Find the perimeter of each rectangle.

1)

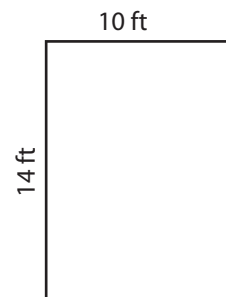


Perimeter = **24 in**

2)

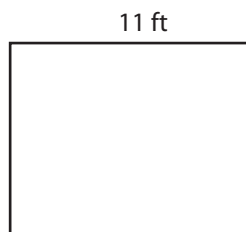


3)



Perimeter = **48 ft**

4)



Perimeter = **40 ft**

Gain complete access to the largest collection of worksheets in all subjects!

Members, please log in to download this worksheet.

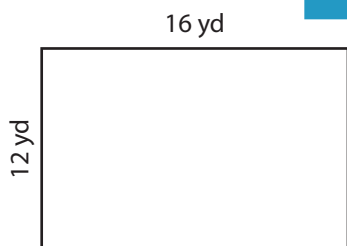
Not a member? Please sign up to gain complete access.

[www.mathworksheets4kids.com](http://www.mathworksheets4kids.com)

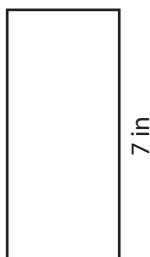


Perimeter = **16 in**

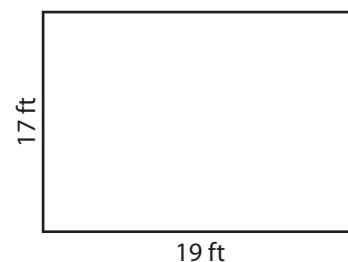
7)



Perimeter = **56 yd**



Perimeter = **20 in**



Perimeter = **72 ft**