

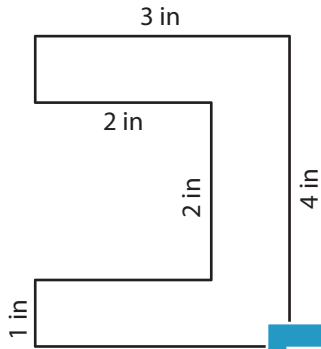
Name : \_\_\_\_\_

# Rectilinear Shapes

Sheet 3

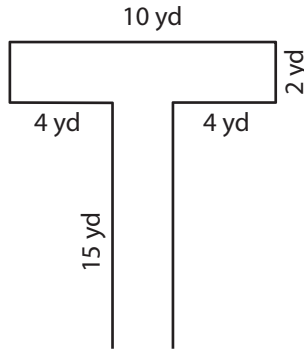
Find the perimeter of each shape.

1)

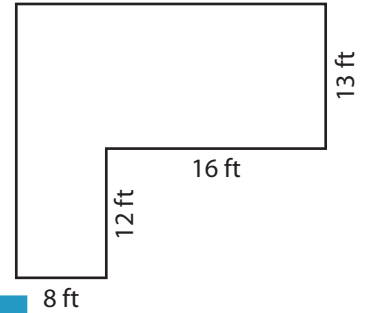


Perimeter = \_\_\_\_\_

2)

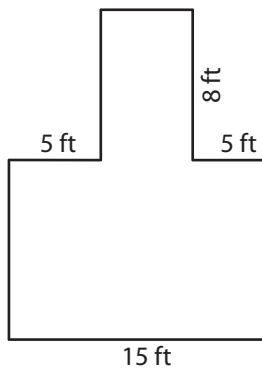


3)



Perimeter = \_\_\_\_\_

4)



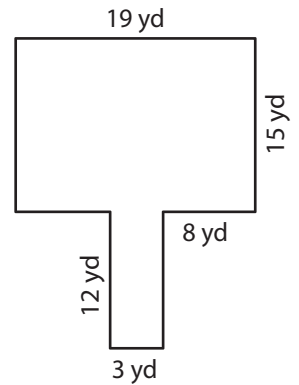
Perimeter = \_\_\_\_\_

Gain complete access to the largest collection of worksheets in all subjects!

Members, please log in to download this worksheet.

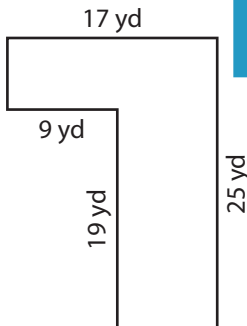
Not a member? Please sign up to gain complete access.

[www.mathworksheets4kids.com](http://www.mathworksheets4kids.com)

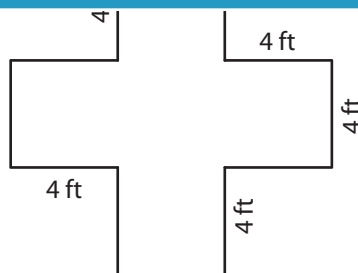


Perimeter = \_\_\_\_\_

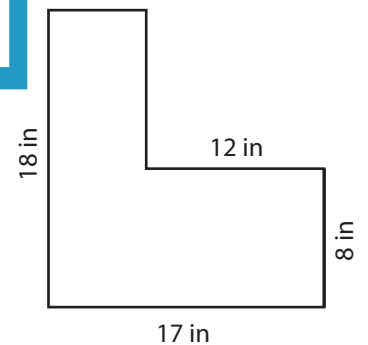
7)



Perimeter = \_\_\_\_\_



Perimeter = \_\_\_\_\_



Perimeter = \_\_\_\_\_

Name : \_\_\_\_\_

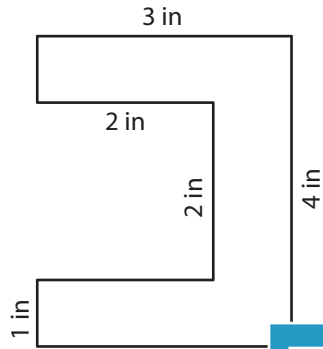
# Answer key

## Rectilinear Shapes

Sheet 3

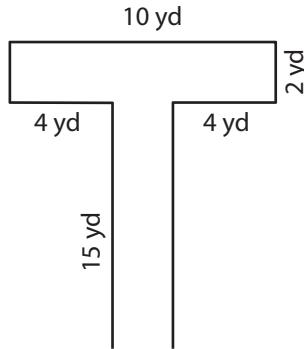
Find the perimeter of each shape.

1)

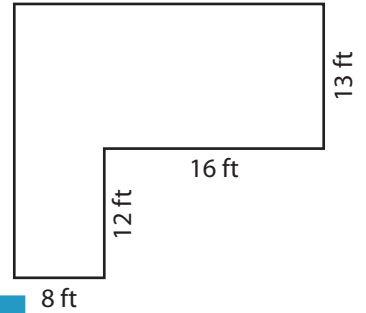


Perimeter = **18**

2)

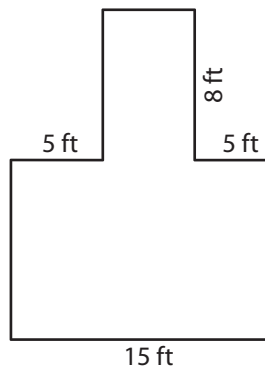


3)



Perimeter = **98 ft**

4)



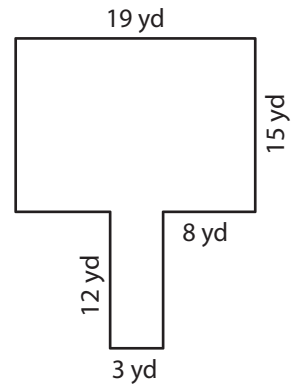
Perimeter = **66**

Gain complete access to the largest collection of worksheets in all subjects!

Members, please log in to download this worksheet.

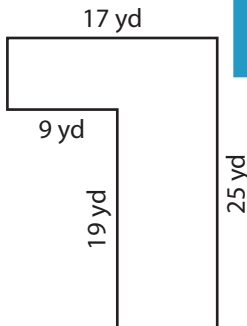
Not a member? Please sign up to gain complete access.

[www.mathworksheets4kids.com](http://www.mathworksheets4kids.com)

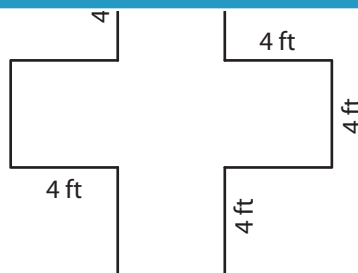


Perimeter = **92 yd**

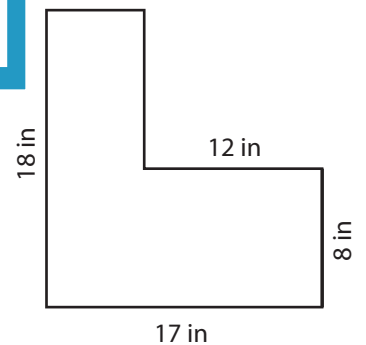
7)



Perimeter = **84 yd**



Perimeter = **48 ft**



Perimeter = **70 in**