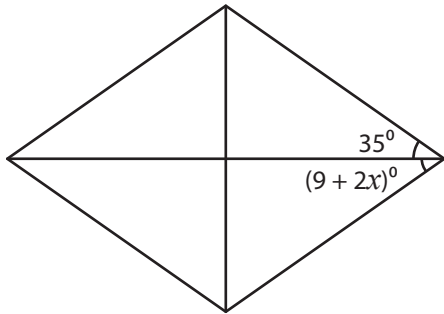


## Rhombus - Angles

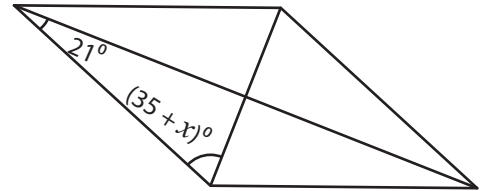
Find the value of  $x$  in each rhombus.

1)



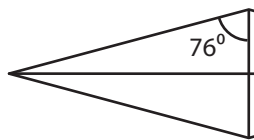
$x =$  \_\_\_\_\_

2)



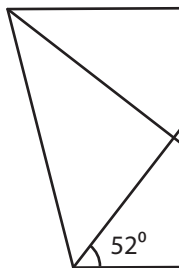
$x =$  \_\_\_\_\_

3)



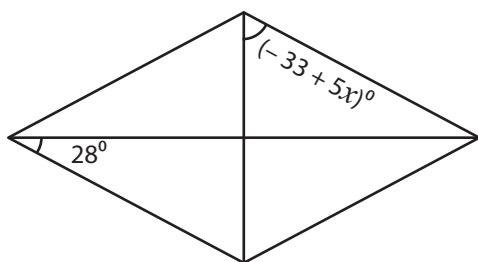
$x =$  \_\_\_\_\_

5)



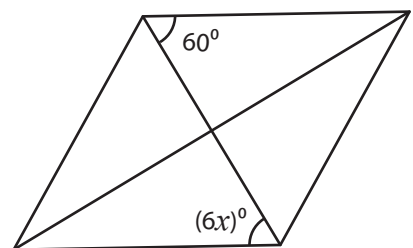
$x =$  \_\_\_\_\_

7)



$x =$  \_\_\_\_\_

8)



$x =$  \_\_\_\_\_

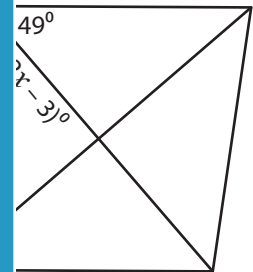
# PREVIEW

Gain complete access to the largest collection of worksheets in all subjects!

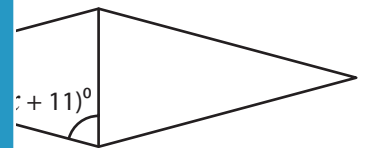
Members, please log in to download this worksheet.

Not a member? Please sign up to gain complete access.

[www.mathworksheets4kids.com](http://www.mathworksheets4kids.com)



$x =$  \_\_\_\_\_

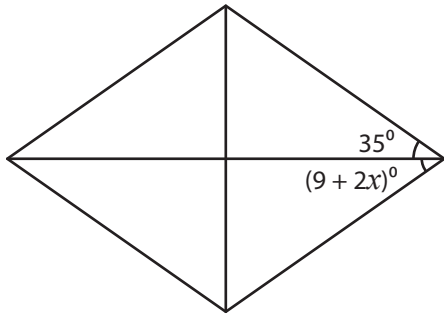


$x =$  \_\_\_\_\_

**Rhombus - Angles**

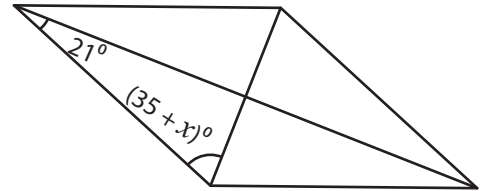
Find the value of  $x$  in each rhombus.

1)



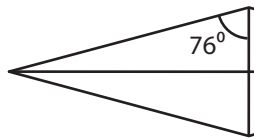
$x =$  13

2)



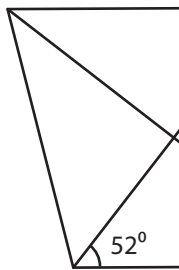
$x =$  34

3)



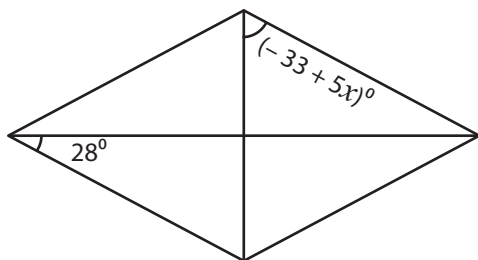
$x =$  \_\_\_\_\_

5)



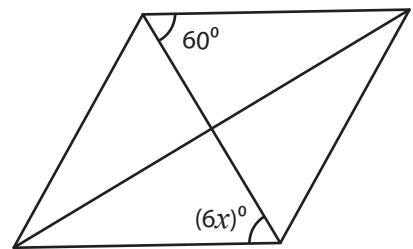
$x =$  \_\_\_\_\_

7)



$x =$  19

8)



$x =$  10

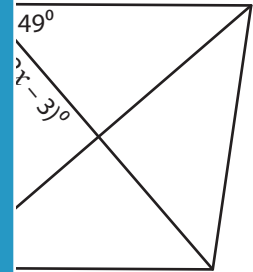
**PREVIEW**

Gain complete access to the largest collection of worksheets in all subjects!

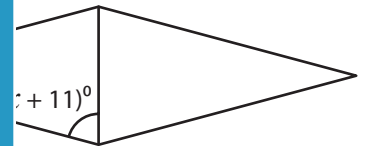
Members, please log in to download this worksheet.

Not a member? Please sign up to gain complete access.

[www.mathworksheets4kids.com](http://www.mathworksheets4kids.com)



$x =$  -26



$x =$  16