

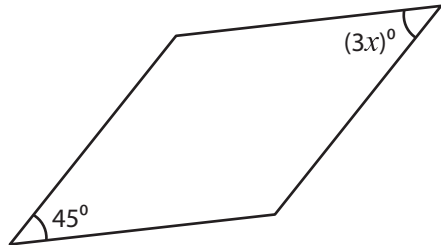
Name : _____

Rhombus - Angles

Sheet 3

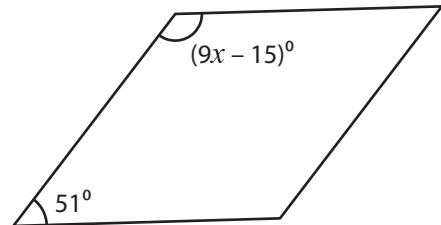
Find the value of x in each rhombus.

1)



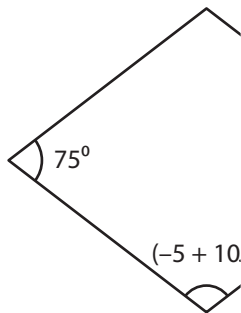
$x =$ _____

2)



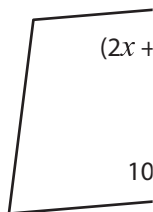
$x =$ _____

3)



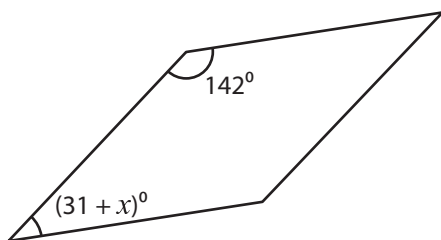
$x =$ _____

5)



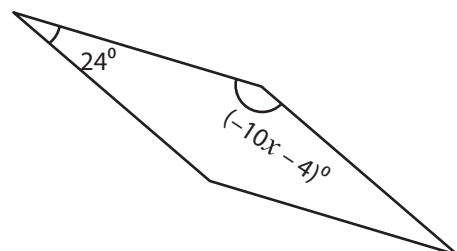
$x =$ _____

7)



$x =$ _____

8)



$x =$ _____

PREVIEW

Gain complete access to the largest collection of worksheets in all subjects!

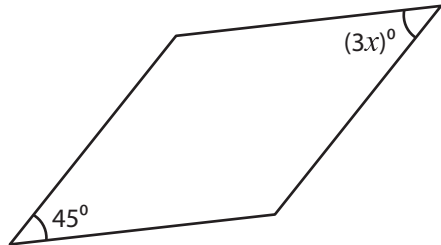
Members, please log in to download this worksheet.

Not a member? Please sign up to gain complete access.

www.mathworksheets4kids.com

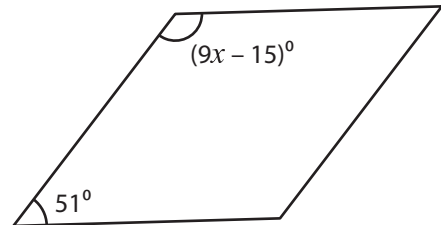
Rhombus - AnglesFind the value of x in each rhombus.

1)



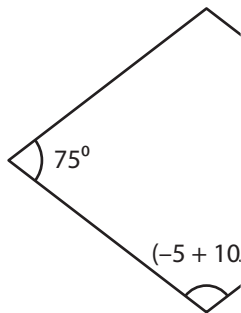
$$x = \underline{\quad 15 \quad}$$

2)



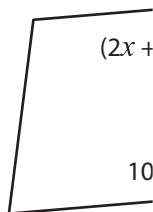
$$x = \underline{\quad 16 \quad}$$

3)



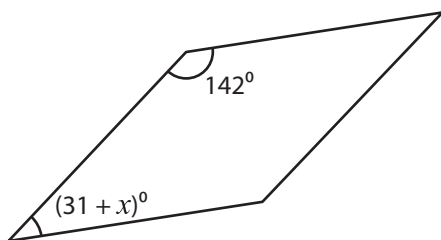
$$x = \underline{\quad 1 \quad}$$

5)



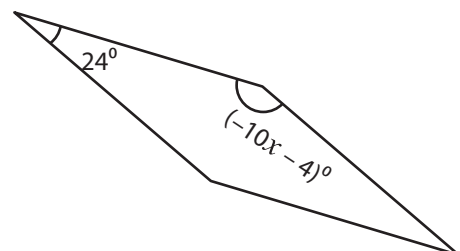
$$x = \underline{\quad 8 \quad}$$

7)



$$x = \underline{\quad 7 \quad}$$

8)



$$x = \underline{\quad -16 \quad}$$

PREVIEW

Gain complete access to the largest collection of worksheets in all subjects!

Members, please log in to download this worksheet.

Not a member? Please sign up to gain complete access.

www.mathworksheets4kids.com