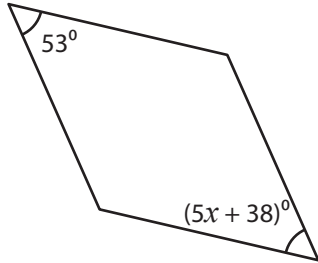


# Rhombus - Angles

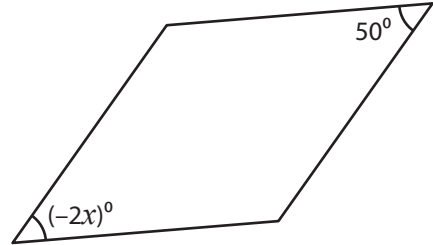
Find the value of  $x$  in each rhombus.

1)



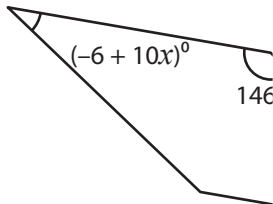
$x =$  \_\_\_\_\_

2)

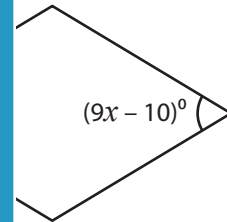


$x =$  \_\_\_\_\_

3)

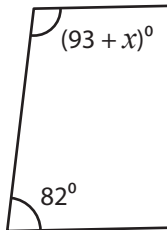


$x =$  \_\_\_\_\_

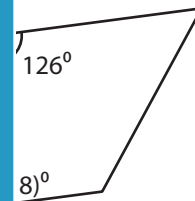


\_\_\_\_\_

5)

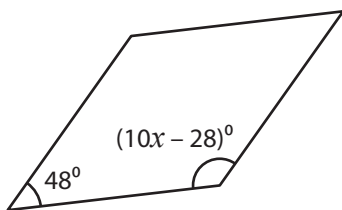


$x =$  \_\_\_\_\_



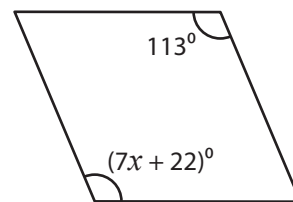
\_\_\_\_\_

7)



$x =$  \_\_\_\_\_

8)



$x =$  \_\_\_\_\_

## PREVIEW

Gain complete access to the largest collection of worksheets in all subjects!

Members, please log in to download this worksheet.

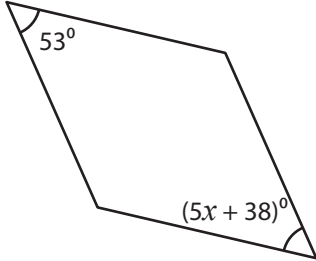
Not a member? Please sign up to gain complete access.

[www.mathworksheets4kids.com](http://www.mathworksheets4kids.com)

**Rhombus - Angles**

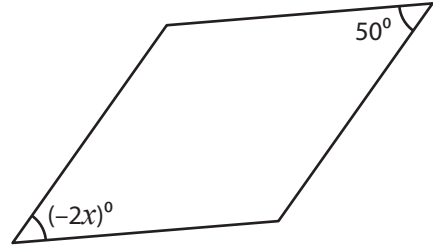
Find the value of  $x$  in each rhombus.

1)



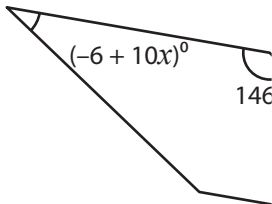
$x = \underline{\quad 3 \quad}$

2)

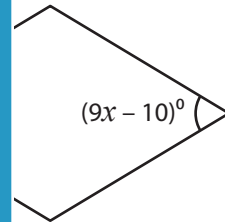


$x = \underline{\quad -25 \quad}$

3)

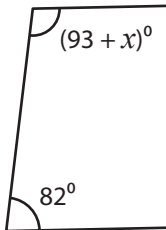


$x = \underline{\quad 4 \quad}$

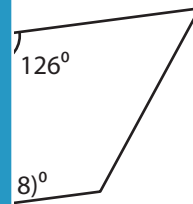


$\underline{\quad 8 \quad}$

5)



$x = \underline{\quad 5 \quad}$



$\underline{\quad -9 \quad}$

**PREVIEW**

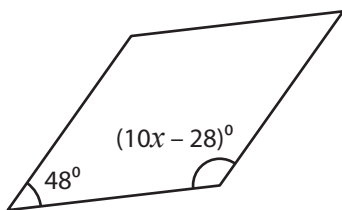
Gain complete access to the largest collection of worksheets in all subjects!

Members, please log in to download this worksheet.

Not a member? Please sign up to gain complete access.

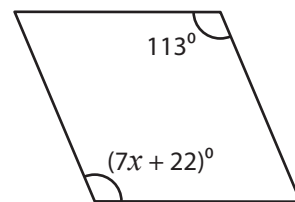
[www.mathworksheets4kids.com](http://www.mathworksheets4kids.com)

7)



$x = \underline{\quad 16 \quad}$

8)



$x = \underline{\quad 13 \quad}$