

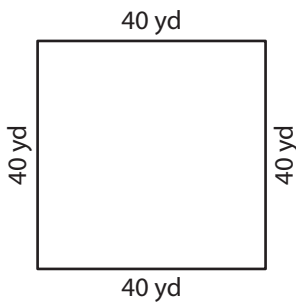
Name : _____

Rhombus

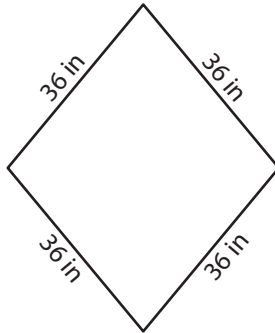
Sheet 3

A) State whether each quadrilateral is a rhombus.

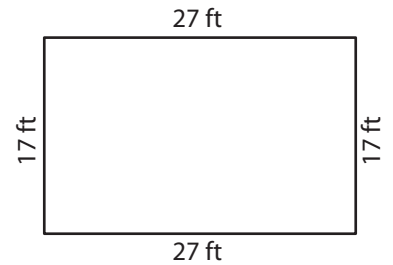
1)



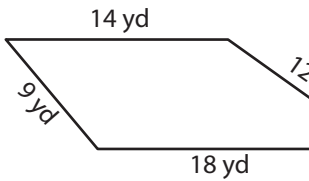
2)



3)



4)



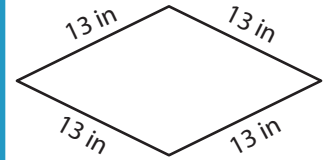
PREVIEW

Gain complete access to the largest collection of worksheets in all subjects!

Members, please log in to download this worksheet.

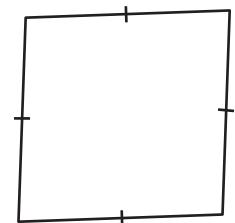
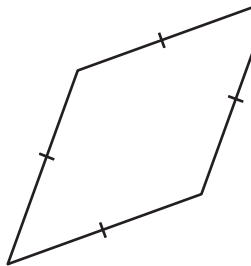
Not a member? Please sign up to gain complete access.

www.mathworksheets4kids.com

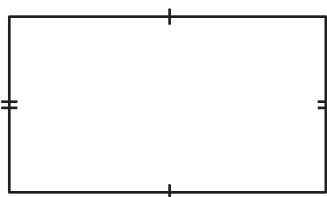


B) State whether each

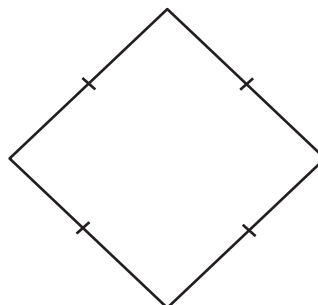
7)



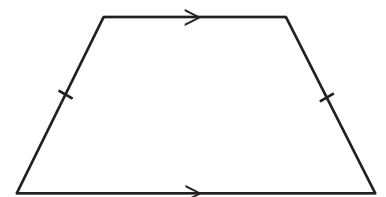
10)



11)



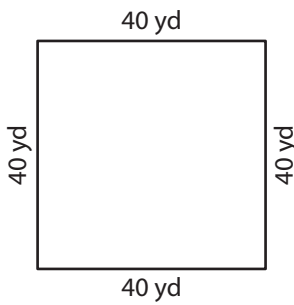
12)



Rhombus

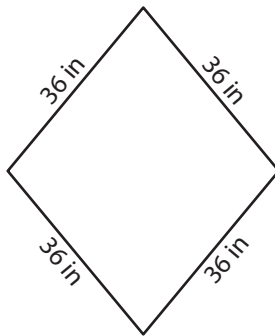
A) State whether each quadrilateral is a rhombus.

1)



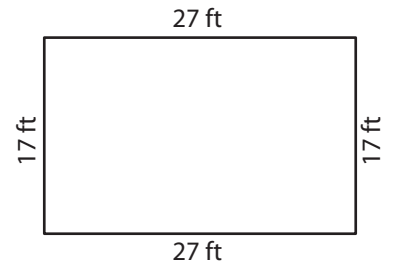
rhombus

2)



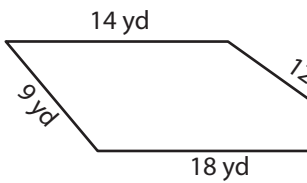
rhombus

3)

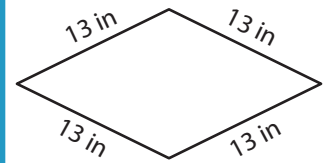


not a rhombus

4)



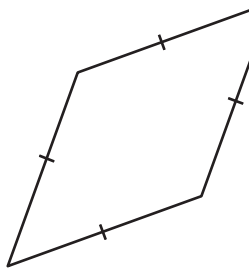
not a rhombus



rhombus

B) State whether each

7)

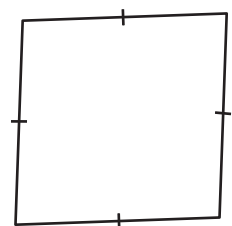


rhombus

Members, please
log in to
download this
worksheet.

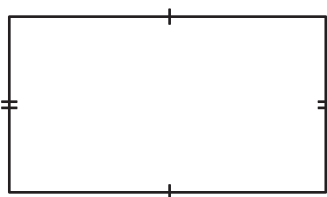
Not a member?
Please sign up to
gain complete
access.

www.mathworksheets4kids.com



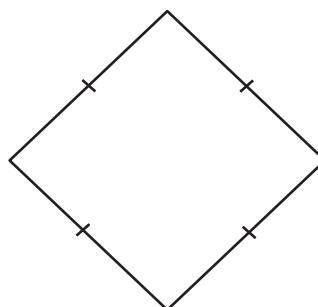
rhombus

10)



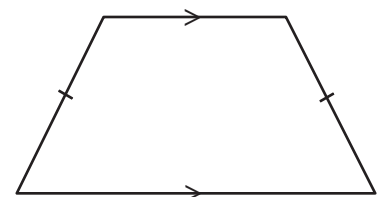
not a rhombus

11)



rhombus

12)



not a rhombus