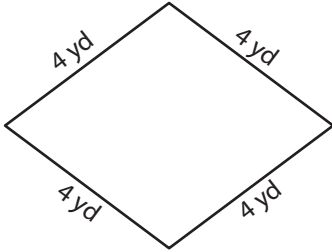
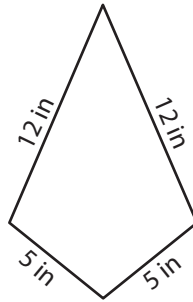


A) State whether each quadrilateral is a rhombus.

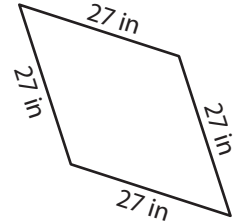
1)



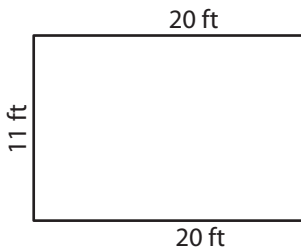
2)



3)



4)



PREVIEW

Gain complete access to the largest collection of worksheets in all subjects!

Members, please log in to download this worksheet.

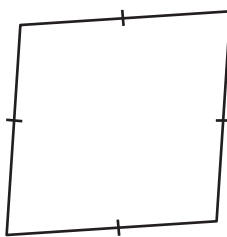
Not a member? Please sign up to gain complete access.

www.mathworksheets4kids.com

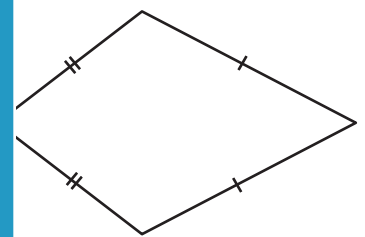


B) State whether each

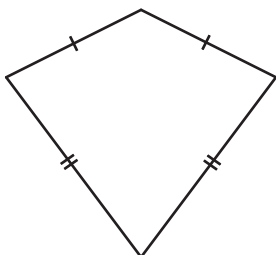
7)



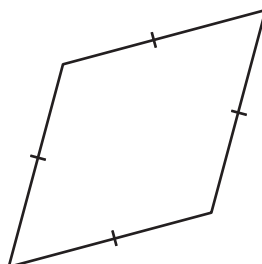
Not a member? Please sign up to gain complete access.



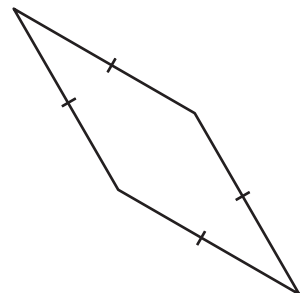
10)



11)



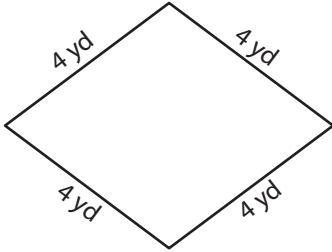
12)



Rhombus

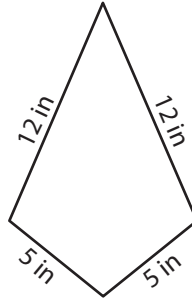
A) State whether each quadrilateral is a rhombus.

1)



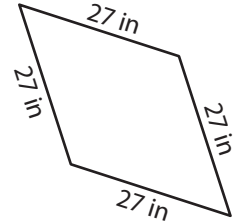
rhombus

2)



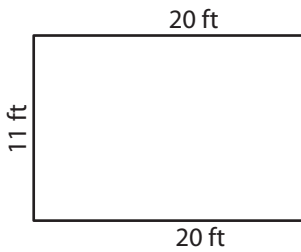
not a rhombus

3)



rhombus

4)



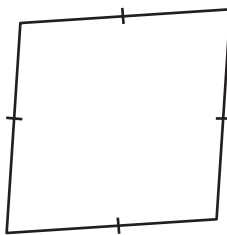
not a rhombus



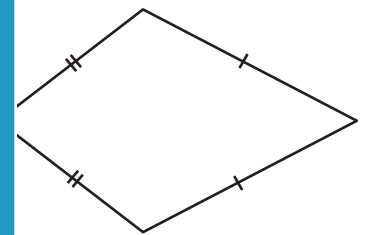
not a rhombus

B) State whether each

7)

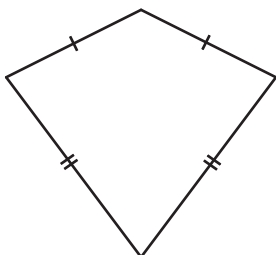


rhombus



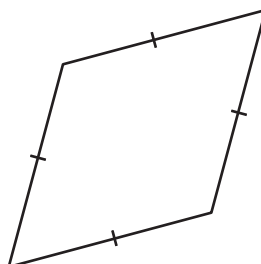
not a rhombus

10)



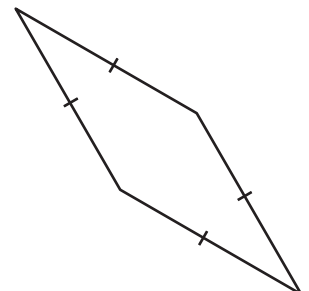
not a rhombus

11)



rhombus

12)



rhombus

PREVIEW

Gain complete access to the largest collection of worksheets in all subjects!

Members, please log in to download this worksheet.

Not a member? Please sign up to gain complete access.

www.mathworksheets4kids.com