

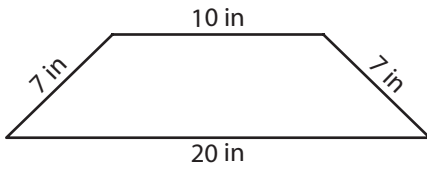
Name : \_\_\_\_\_

# Rhombus

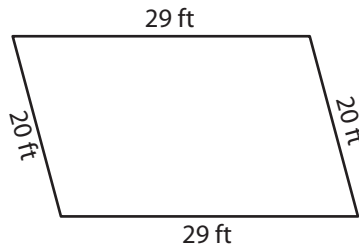
Sheet 5

A) State whether each quadrilateral is a rhombus.

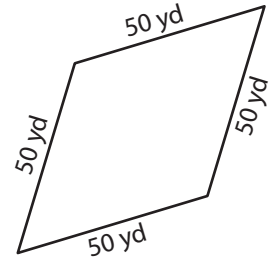
1)



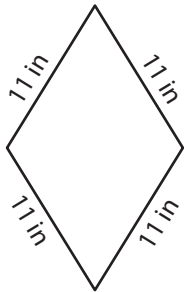
2)



3)



4)



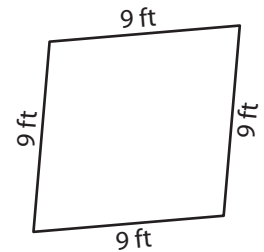
**PREVIEW**

Gain complete access to the largest collection of worksheets in all subjects!

Members, please log in to download this worksheet.

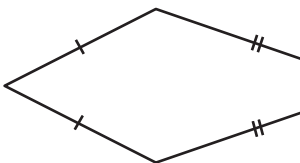
Not a member? Please sign up to gain complete access.

[www.mathworksheets4kids.com](http://www.mathworksheets4kids.com)



B) State whether each

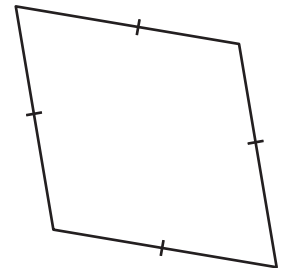
7)



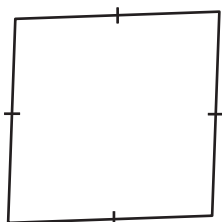
Members, please log in to download this worksheet.

Not a member? Please sign up to gain complete access.

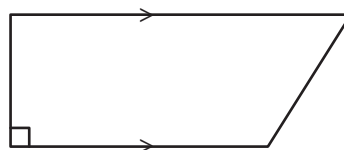
[www.mathworksheets4kids.com](http://www.mathworksheets4kids.com)



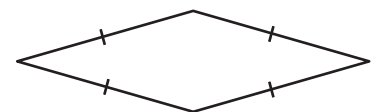
10)



11)



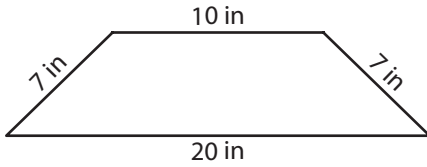
12)



**Rhombus**

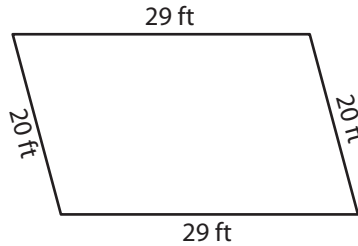
A) State whether each quadrilateral is a rhombus.

1)



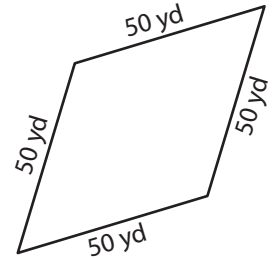
**not a rhombus**

2)



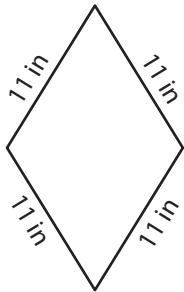
**not a rhombus**

3)



**rhombus**

4)



**rhombus**

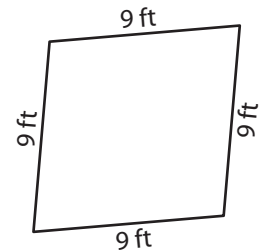
**PREVIEW**

Gain complete access to the largest collection of worksheets in all subjects!

Members, please log in to download this worksheet.

Not a member? Please sign up to gain complete access.

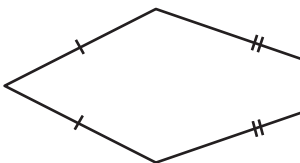
[www.mathworksheets4kids.com](http://www.mathworksheets4kids.com)



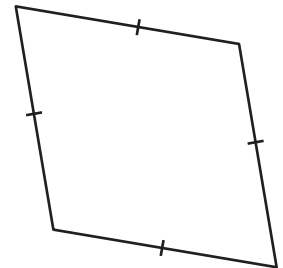
**rhombus**

B) State whether each

7)

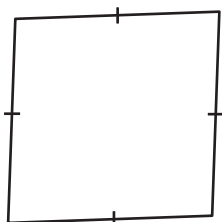


**not a rhombus**



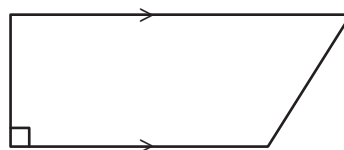
**rhombus**

10)



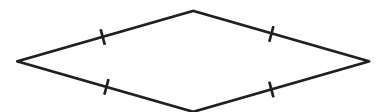
**rhombus**

11)



**not a rhombus**

12)



**rhombus**