

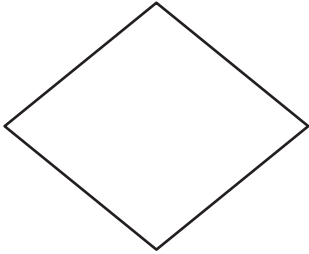
Name : _____

Rhombus

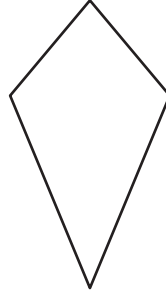
Sheet 1

State whether each quadrilateral is a rhombus.

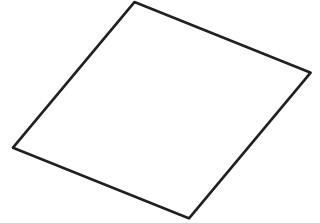
1)



2)



3)



4)



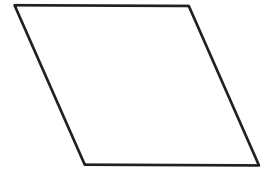
PREVIEW

Gain complete access to the largest collection of worksheets in all subjects!

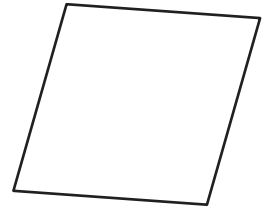
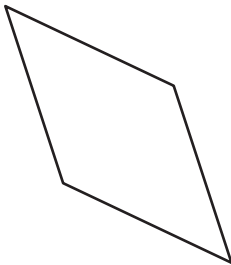
Members, please log in to download this worksheet.

Not a member? Please sign up to gain complete access.

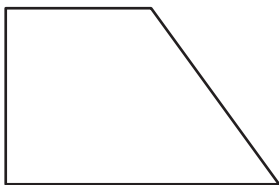
www.mathworksheets4kids.com



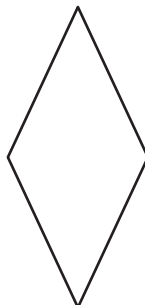
7)




10)



11)



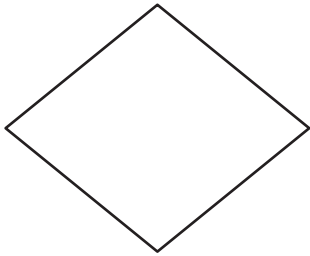
12)



Rhombus

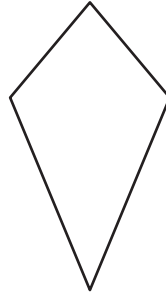
State whether each quadrilateral is a rhombus.

1)



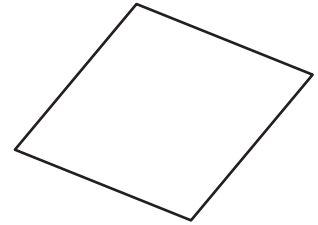
rhombus

2)



not a rhombus

3)



rhombus

4)



not a rhombus

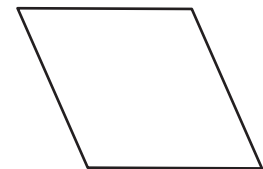
PREVIEW

Gain complete access to the largest collection of worksheets in all subjects!

Members, please log in to download this worksheet.

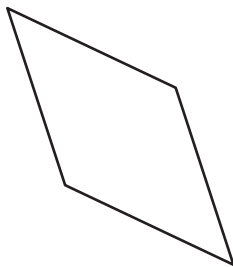
Not a member? Please sign up to gain complete access.

www.mathworksheets4kids.com




rhombus

7)

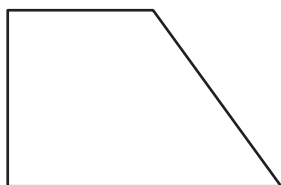


rhombus



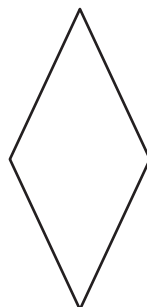
rhombus

10)



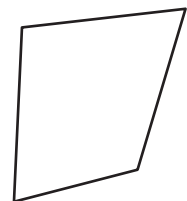
not a rhombus

11)



rhombus

12)



not a rhombus