

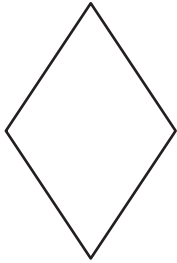
Name : \_\_\_\_\_

# Rhombus

Sheet 5

State whether each quadrilateral is a rhombus.

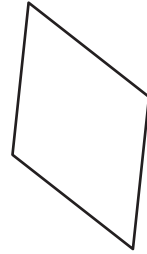
1)




2)



3)



4)



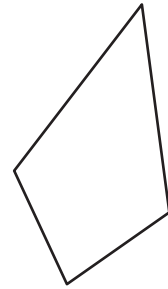
# PREVIEW

Gain complete access to the largest collection of worksheets in all subjects!

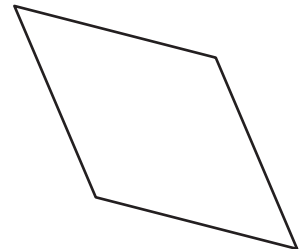

Members, please log in to download this worksheet.

Not a member? Please sign up to gain complete access.


[www.mathworksheets4kids.com](http://www.mathworksheets4kids.com)



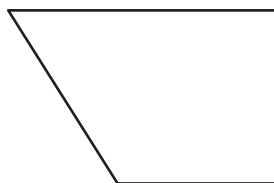
7)



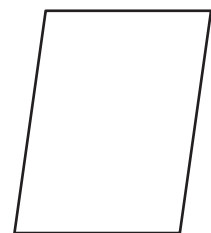
10)



11)



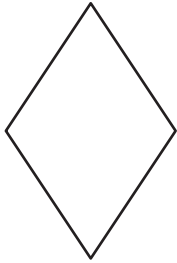
12)



# Rhombus

State whether each quadrilateral is a rhombus.

1)



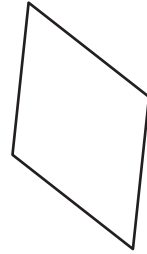
rhombus

2)




not a rhombus

3)



rhombus

4)



rhombus

# PREVIEW

Gain complete access to the largest collection of worksheets in all subjects!

Members, please log in to download this worksheet.


Not a member? Please sign up to gain complete access.

[www.mathworksheets4kids.com](http://www.mathworksheets4kids.com)

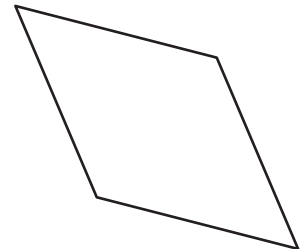


not a rhombus

7)




not a rhombus



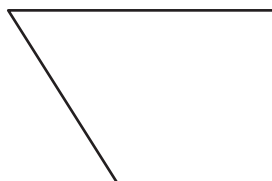
rhombus

10)



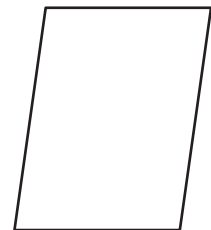
rhombus

11)



not a rhombus

12)



not a rhombus