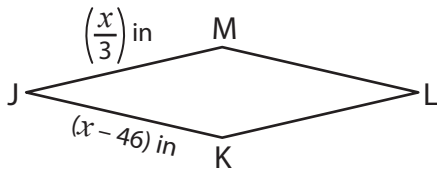


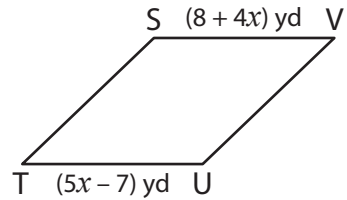
A) Find the value of  $x$  and then find the indicated side length in each rhombus.

1)



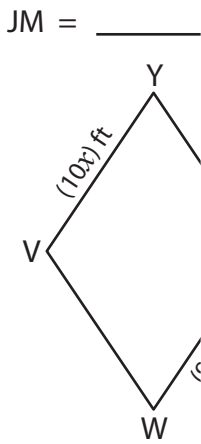
$x =$  \_\_\_\_\_

2)



$x =$  \_\_\_\_\_

3)



$x =$  \_\_\_\_\_

$XY =$  \_\_\_\_\_

# PREVIEW

Gain complete access to the largest collection of worksheets in all subjects!

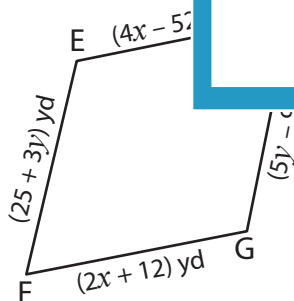
Members, please log in to download this worksheet.

Not a member? Please sign up to gain complete access.

www.mathworksheets4kids.com

B) Solve for  $x$  and  $y$

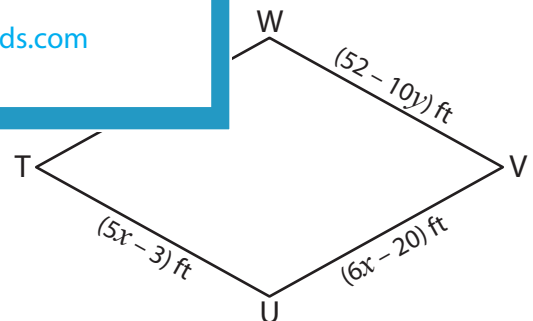
5)



$x =$  \_\_\_\_\_

$y =$  \_\_\_\_\_

$EF =$  \_\_\_\_\_



$x =$  \_\_\_\_\_

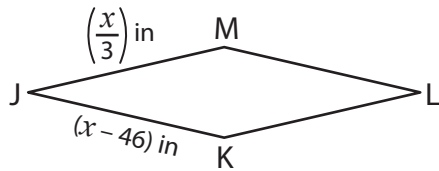
$y =$  \_\_\_\_\_

$TU =$  \_\_\_\_\_

**Rhombus**

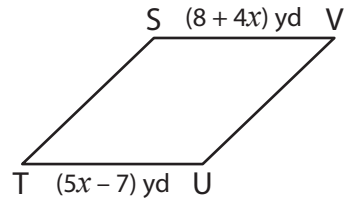
A) Find the value of  $x$  and then find the indicated side length in each rhombus.

1)



$x = \underline{\quad 69 \quad}$

2)

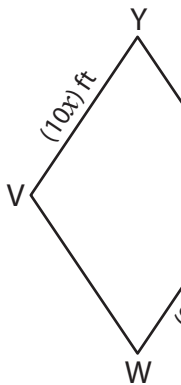


$x = \underline{\quad 15 \quad}$

JM = 23

68 yd

3)



$x = \underline{\quad 3 \quad}$

XY = 30

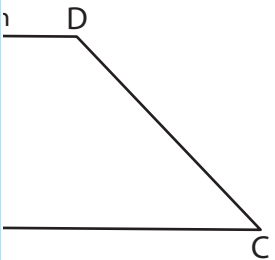
**PREVIEW**

Gain complete access to the largest collection of worksheets in all subjects!

Members, please log in to download this worksheet.

Not a member? Please sign up to gain complete access.

[www.mathworksheets4kids.com](http://www.mathworksheets4kids.com)

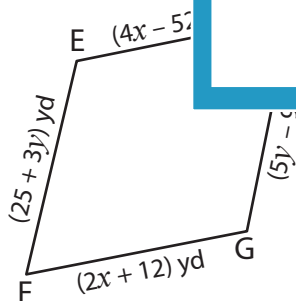


-12

93 in

B) Solve for  $x$  and  $y$

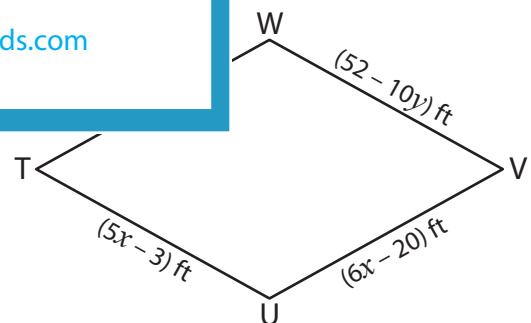
5)



$x = \underline{\quad 32 \quad}$

$y = \underline{\quad 17 \quad}$

EF = 76 yd



$x = \underline{\quad 17 \quad}$

$y = \underline{\quad -3 \quad}$

TU = 82 ft