

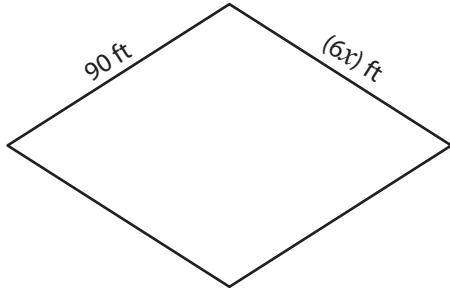
Name : _____

Rhombus

Sheet 3

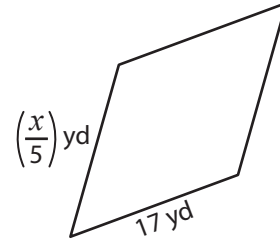
A) Find the value of x in each rhombus.

1)



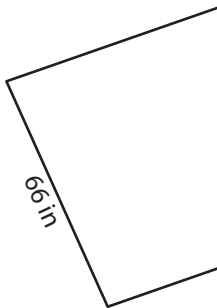
$x =$ _____

2)



$x =$ _____

3)



$x =$ _____



PREVIEW

Gain complete access to the largest collection of worksheets in all subjects!

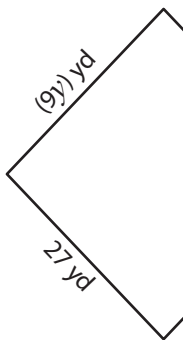
Members, please log in to download this worksheet.

Not a member? Please sign up to gain complete access.

www.mathworksheets4kids.com

B) Find the value of

5)

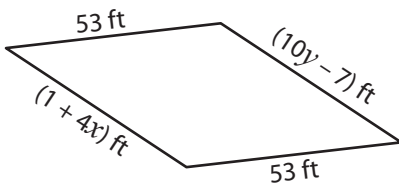


$x =$ _____ ;



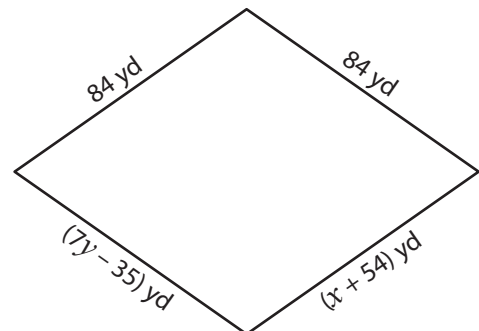
_____ ; $y =$ _____

7)



$x =$ _____ ; $y =$ _____

8)

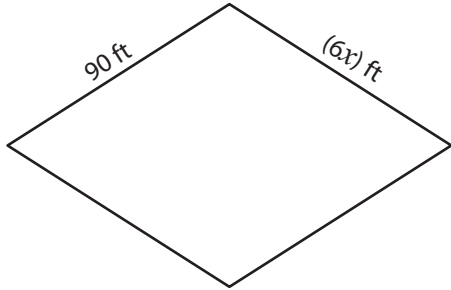


$x =$ _____ ; $y =$ _____

Rhombus

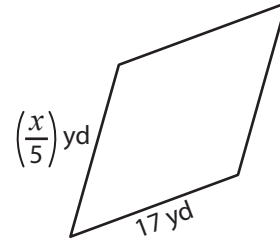
A) Find the value of x in each rhombus.

1)



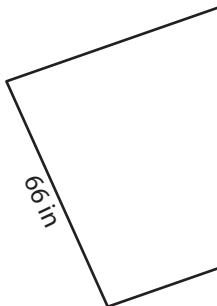
$$x = \underline{15}$$

2)



$$x = \underline{85}$$

3)



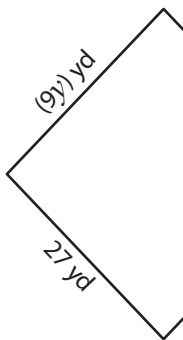
$$x = \underline{-1}$$



$$12$$

B) Find the value of

5)

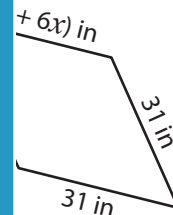


$$x = \underline{12} ;$$

Members, please
log in to
download this
worksheet.

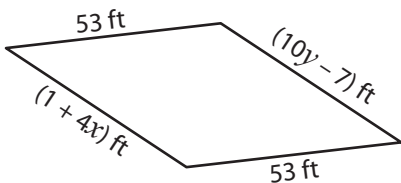
Not a member?
Please sign up to
gain complete
access.

www.mathworksheets4kids.com



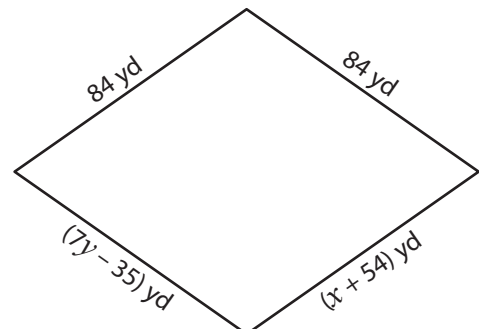
$$; y = \underline{5}$$

7)



$$x = \underline{13} ; y = \underline{6}$$

8)



$$x = \underline{30} ; y = \underline{17}$$