

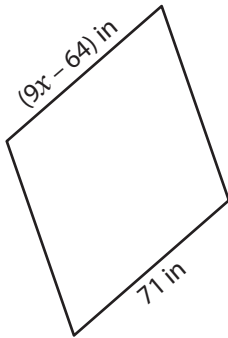
Name : _____

Rhombus

Sheet 5

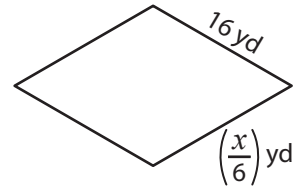
A) Find the value of x in each rhombus.

1)



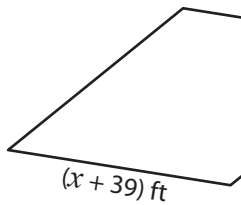
$x =$ _____

2)



$x =$ _____

3)



$x =$ _____

PREVIEW

Gain complete access to the largest collection of worksheets in all subjects!

Members, please log in to download this worksheet.

Not a member? Please sign up to gain complete access.

www.mathworksheets4kids.com

B) Find the value of

5)

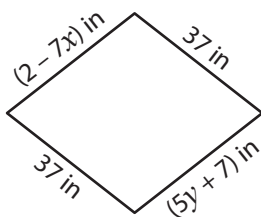


$x =$ _____ ;



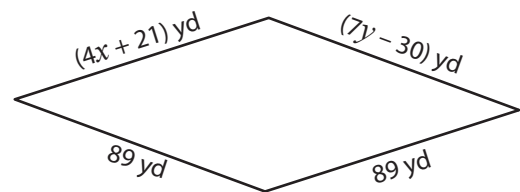
_____ ; $y =$ _____

7)



$x =$ _____ ; $y =$ _____

8)

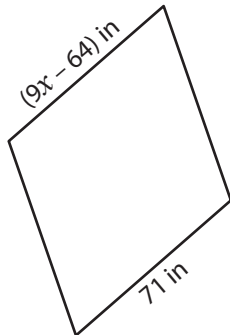


$x =$ _____ ; $y =$ _____

Rhombus

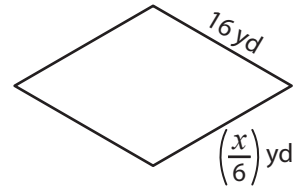
A) Find the value of x in each rhombus.

1)



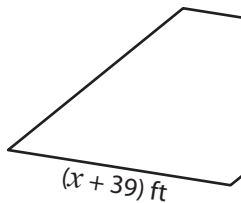
$$x = \underline{15}$$

2)



$$x = \underline{96}$$

3)



$$x = \underline{9}$$

PREVIEW

Gain complete access to the largest
collection of worksheets in all subjects!

Members, please
log in to
download this
worksheet.

Not a member?
Please sign up to
gain complete
access.

www.mathworksheets4kids.com

$$\underline{-13}$$

B) Find the value of

5)

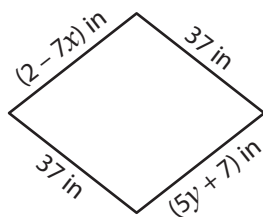


$$x = \underline{11}$$
 ;



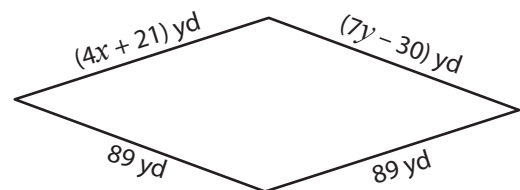
$$; y = \underline{-2}$$

7)



$$x = \underline{-5}$$
 ; $y = \underline{6}$

8)



$$x = \underline{17}$$
 ; $y = \underline{17}$